

# SikaSeal-632 Fire Putty+

## PRESTANDADECLARATION

### No. 30816702

1	PRODUKTTYPENS UNIKA IDENTIFIKATIONSKOD:	30816702
2	AVSEDD ANVÄNDNING/ AVSEDDA ANVÄNDNINGAR:	EAD 350454-00-1104:2017 Fire Stopping and Sealing Product: Penetration Seals
3	TILLVERKARE:	Sika Services AG Tüffenwies 16-22 8064 Zürich
4	TILLVERKARENS REPRESENTANT:	-
5	SYSTEM FÖR BEDÖMNING OCH FORTLÖPANDE KONTROLL AV PRESTANDA:	System 1
6b	EUROPEISKT BEDÖMNINGSDOKUMENT:	EAD 350454-00-1104:2017
	Europeisk teknisk bedömning:	ETA-21/1029 of 2021/11/25
	Tekniskt bedömningsorgan:	ETA-DANMARK A/S
	Notified body/ies:	2531

#### Declaration of Performance

SikaSeal-632 Fire Putty+

30816702

2025.01, ver. 1

1549

## 7 DECLARED PERFORMANCE/S

Essential Characteristics	Performance	AVCP	Harmonised Technical Specification
Reaction to fire	NPD	System 1	
Resistance to fire	Annex A	System 1	
Air permeability	Annex B	System 1	
Water permeability	NPD	System 1	
Content, emission and/or release of dangerous substances	NPD	System 1	
Mechanical resistance and stability	NPD	System 1	EAD 350454-00-1104:2017
Resistance to impact/movement	NPD	System 1	
Adhesion	NPD	System 1	
Durability	Z <sub>2</sub>	System 1	
Airborne sound insulation at 25 mm depth	R <sub>w</sub> (C;Ctr)= 67 (-2;-7) dB*	System 1	
Thermal properties	NPD	System 1	
Water vapour permeability	NPD	System 1	

\*Applicable only for SikaSeal-632 Fire Putty+ Pads in socket boxes

### Declaration of Performance

SikaSeal-632 Fire Putty+  
30816702  
2025.01, ver. 1  
1549

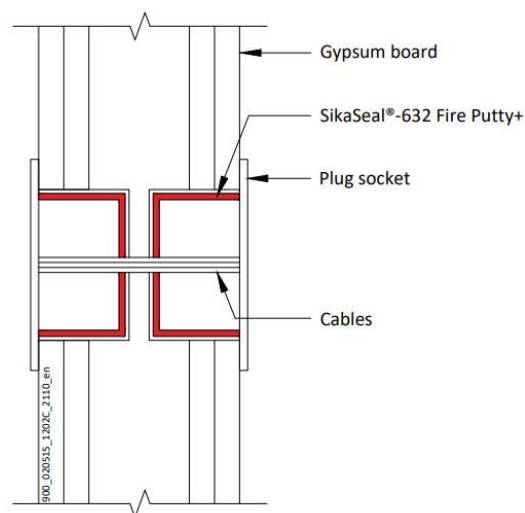
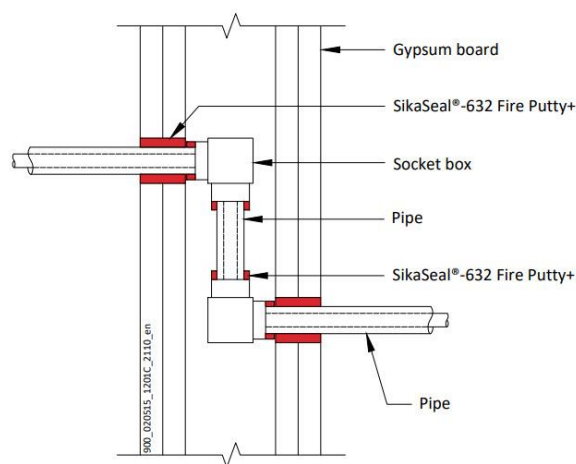
## ANNEX A – RESISTANCE TO FIRE CLASSIFICATION – SIKASEAL-632 FIRE PUTTY+

### A.1 Flexible wall constructions with wall thickness of minimum 100 mm

#### A.1.1 Pipe and cable penetration seals with 4 mm thick SikaSeal-632 Fire Putty+ in socket box

**Penetration Seal:** Socket boxes with 15 mm long SikaSeal-632 Fire Putty+ wrapped around the pipe protrusion from the socket box. Min. 30 mm between cable penetrations.

Construction details:



#### A.1.1.1 Double side penetration seal with pipes in socket boxes

Services	Socket box	SikaSeal-632 Fire Putty+ - mm	Aperture mm	Classification
Høiax 25mm PEX pipe in pipe hose	Single or double Høiax Push Wallbox 15mm*	174 x 64 x 4 mm pad around pipe / 50 Ø x 25 mm at back of the box	63 Ø	EI 90
Cables up to 14 mm diameter	UK standard double socket box, maximum 130mm wide x 70mm high x 47mm deep, each with up to 22mm hole cut to accept the cables	Interior of box fully lined with pad	Maximum 135 wide x 75 high	EI 60

\*Fixed directly to studs or with steel plate between studs.

#### Declaration of Performance

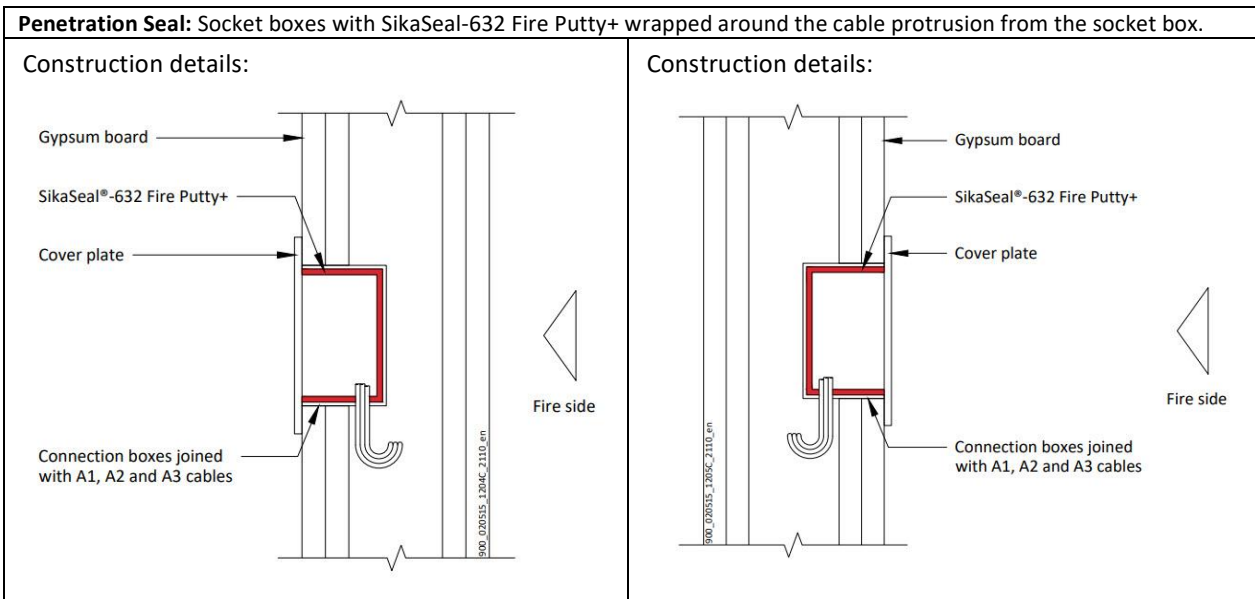
SikaSeal-632 Fire Putty+

30816702

2025.01, ver. 1

1549

### A.1.2 Cable penetration seals with 4 mm thick SikaSeal-632 Fire Putty+ in socket box



#### A.1.2.1 Single side penetration seal with cables in socket boxes

Services	Socket box	SikaSeal-632 Fire Putty+	Position	Aperture mm	Classification
Cables up to 14 mm diameter	Schneider Electric Ref. IMT 36026 connection box, 72mm wide x 90mm high x 50mm deep	Fitted lining the back of the back box	Side by side – 1 fitted to each face, or separated	73 wide x 91 High x 51 deep	E 60, EI 45
Cables up to 14 mm diameter	Elko 4189 1223720 connection box, 72mm wide x 90mm high x 58mm deep	Interior of box fully lined with pad	Adjacent – 1 fitted to each face, or separated	92 wide x 112 High	EI 90
Cables up to 14 mm diameter	ELKO 5421 123740 connection box, 73mm wide x 73mm high x 55mm deep	Interior of box fully lined with pad	Side by side – 1 fitted to each face, or separated	74 wide x 74 High	EI 90

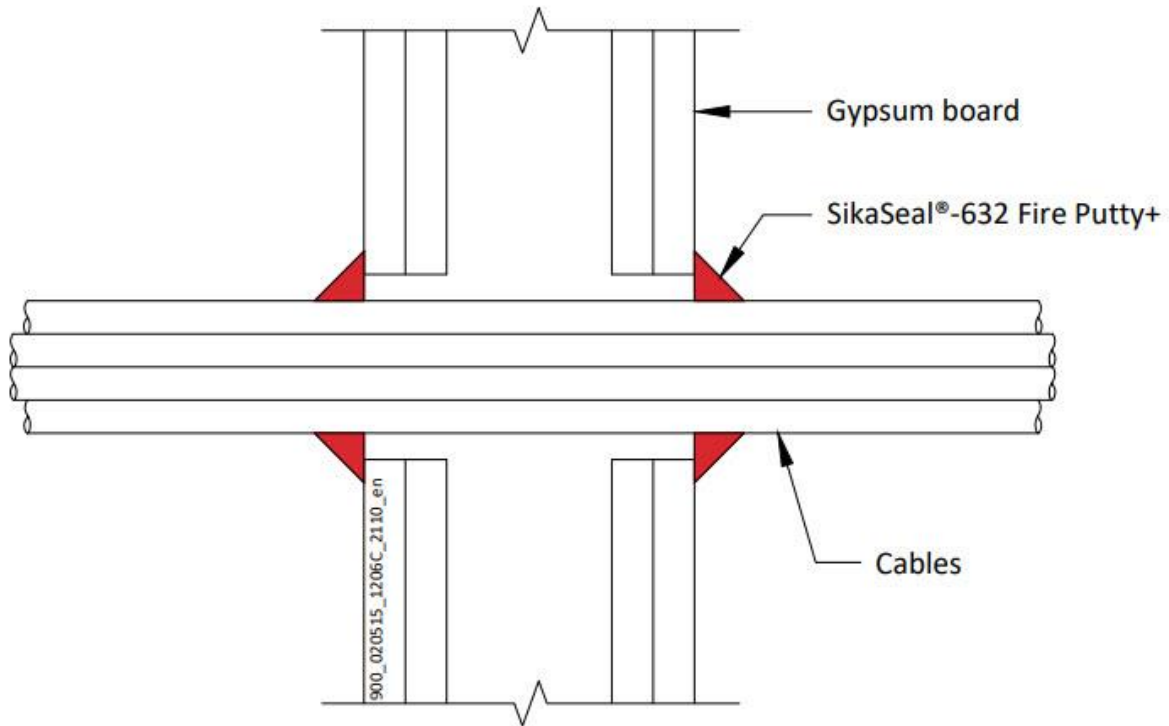
#### Declaration of Performance

SikaSeal-632 Fire Putty+  
30816702  
2025.01, ver. 1  
1549

### A.1.3 Double sided penetration seal with cables

**Penetration Seal:** Cables (single or bundled up to 50 mm  $\varnothing$ ) penetrating through a flexible or rigid wall construction and fitted at any position within the aperture, sealed with a 15mm diameter cord of SikaSeal-632 Fire Putty+ on both sides of the wall. Maximum annular space 10 mm (A1) and minimum separation between penetration seals 30 mm (A2).

Construction details:



#### A.1.3.1

Services	Classification
Blank seal with a 15 mm deep cord of SikaSeal-632 Fire Putty+ on both sides of the wall	EI 120
Cables up to 21 mm diameter, single or in a bundle up to 50 mm diameter*	EI 120
Cables up to 80 mm diameter, single or in a bundle up to 50 mm diameter*	EI 60

\* Cable specification from EN 1366-3 standard cable configuration

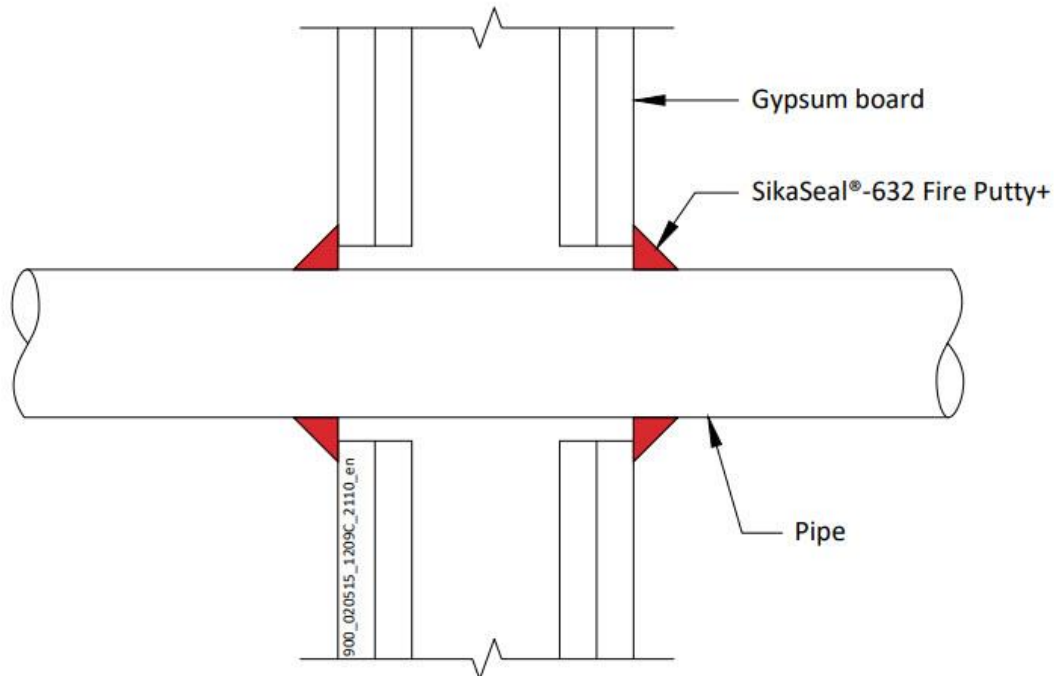
#### Declaration of Performance

SikaSeal-632 Fire Putty+  
30816702  
2025.01, ver. 1  
1549

#### A.1.4 Double sided penetration seal with metallic pipes

**Penetration Seal:** Metallic pipes penetrating through a flexible or rigid wall construction and fitted at any position within the aperture, sealed with a 15mm diameter cord of SikaSeal-632 Fire Putty+ on both sides of the wall. Maximum annular space 10 mm (A1) and minimum separation between penetration seals 30 mm (A2).

Construction details:



##### A.1.4.1

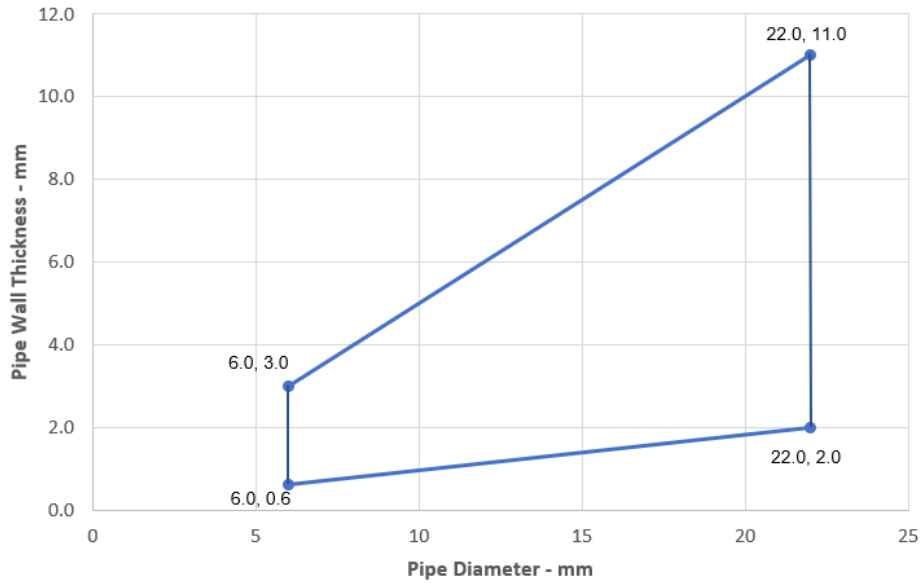
Services	Insulation	Classification
<b>Mild or stainless steel pipe</b>		
Maximum 22 mm diameter*	None needed	<b>EI 120 C/U</b>
23-30 mm diameter*	None needed	<b>E 120, EI 45 C/U</b>
<b>ALUPEX pipe</b>		
16 mm diameter*	None needed	<b>EI 120 C/C</b>
17-20 mm diameter*	None needed	<b>E 120, EI 90 C/C</b>
<b>Copper or steel pipe</b>		
6 mm diameter*	None needed	<b>EI 120 C/C</b>
7-12 mm diameter*	None needed	<b>E 120, EI 60 C/C</b>

\*See below graphs for interpolation pipe sizes

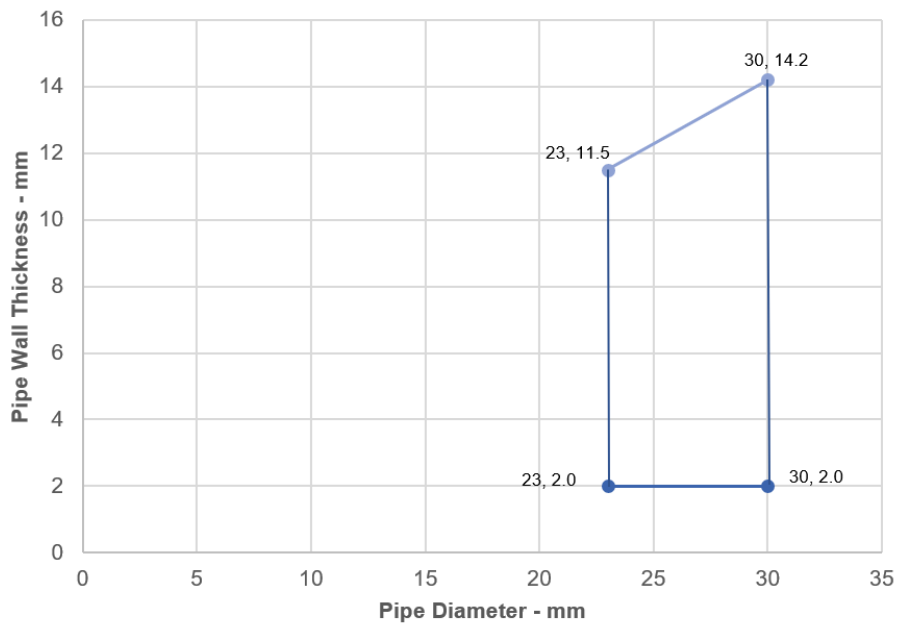
#### Declaration of Performance

SikaSeal-632 Fire Putty+  
30816702  
2025.01, ver. 1  
1549

### Mild or Stainless Steel Pipes - EI 120 C/C



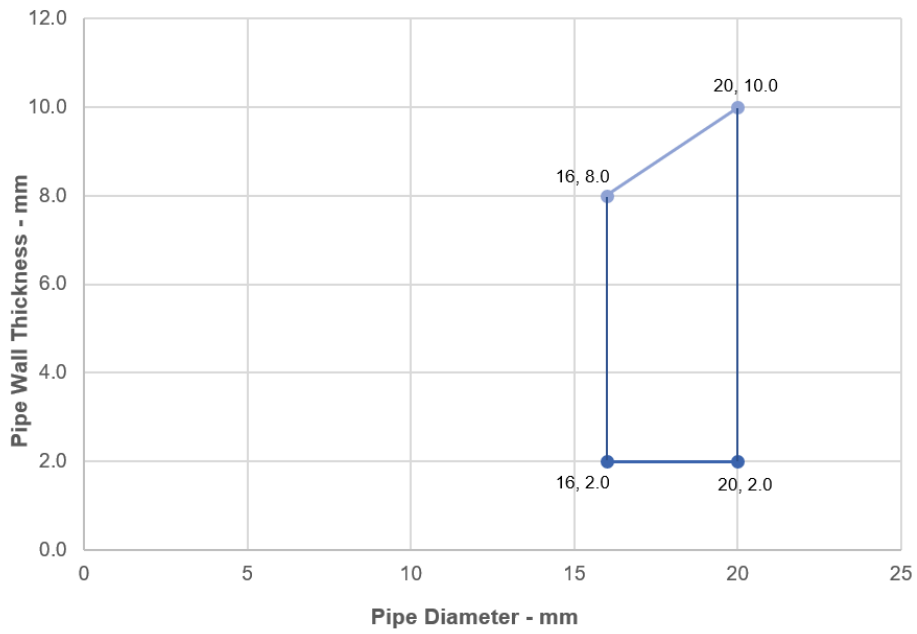
### Steel Pipes - E 120, EI 45 C/U



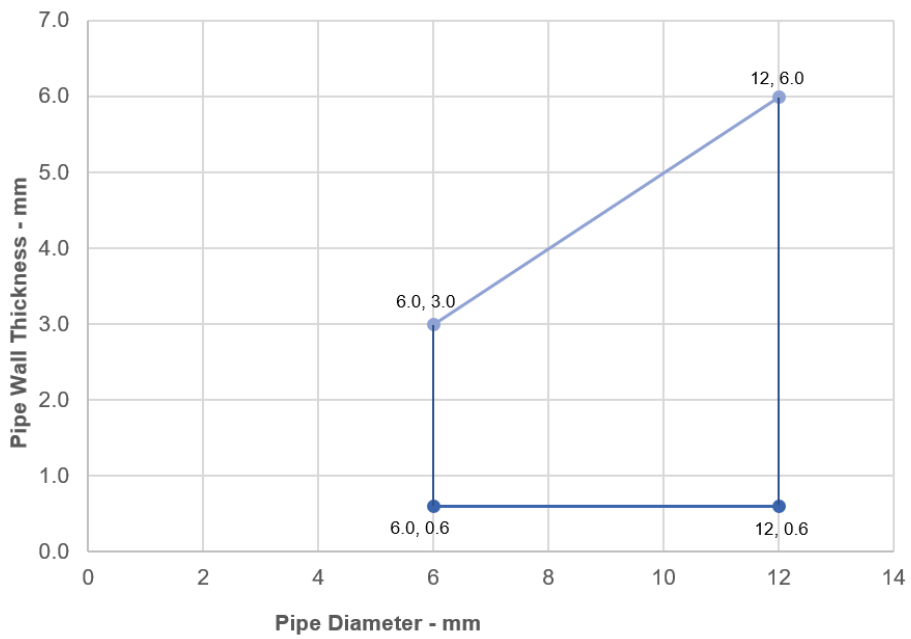
**Declaration of Performance**  
SikaSeal-632 Fire Putty+  
30816702  
2025.01, ver. 1  
1549



### ALUPEX Pipes - E 120, EI 90 C/C



### Copper Pipes- E120, EI 60 C/C



**Declaration of Performance**  
SikaSeal-632 Fire Putty+  
30816702  
2025.01, ver. 1  
1549

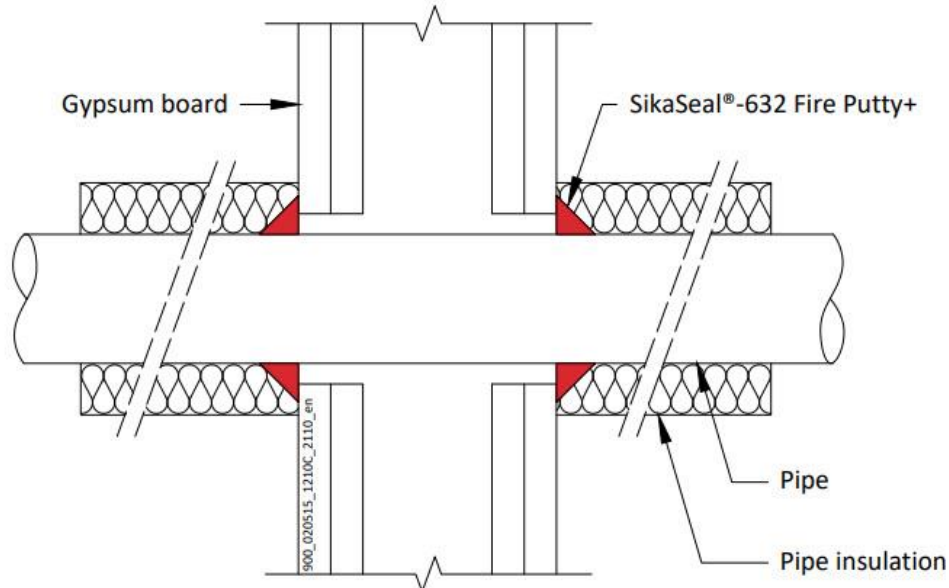




### A.1.5 Double sided penetration seal with insulated metallic pipes, Local Interrupted (LI)

**Penetration Seal:** Metallic pipes insulated with minimum 80 kg/m<sup>3</sup> density mineral wool insulation, Local Interrupted (LI), penetrating through a flexible or rigid wall construction, fitted at any position within the aperture, sealed with a 15mm diameter cord of SikaSeal-632 Fire Putty+ on both sides of the wall. Maximum annular space 10 mm (A1) and minimum separation between penetration seals 30 mm (A2).

Construction details:



#### A.1.5.1

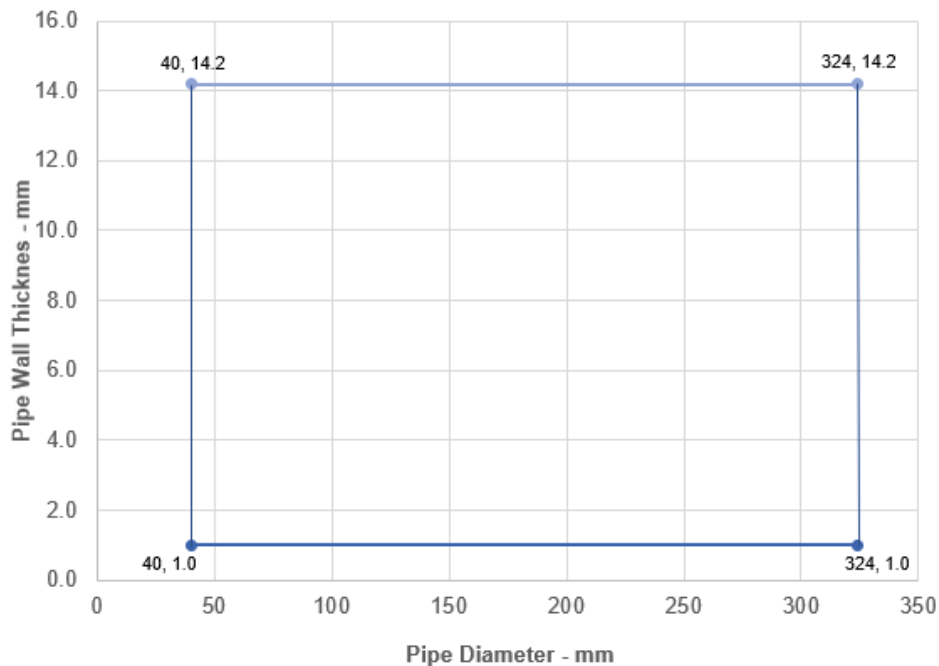
Services	Insulation	Classification
Mild or stainless steel pipe, with minimum 80 kg/m <sup>3</sup> density mineral wool insulation		
Maximum 40 mm diameter*	Minimum 20 mm thick insulation, 500 mm long butted up to the wall on both faces	EI 120 C/U
40-324 mm diameter*	Minimum 30 mm thick insulation, 500 mm long butted up to the wall on both faces	EI 120 C/U
Copper or steel pipe with minimum 80 kg/m <sup>3</sup> density mineral wool insulation		
Maximum 54 mm diameter/1.2-14.2 mm wall	Minimum 20 mm thick insulation, 500 mm long butted up to the wall on both faces	E 90, EI 60 C/C
ALUPEX pipe with minimum 80 kg/m <sup>3</sup> density mineral wool insulation		
Maximum 16 mm diameter*	Minimum 20 mm thick insulation, 500 mm long butted up to the wall on both faces	EI 90 C/C
Maximum 75 mm diameter*	Minimum 30 mm thick insulation, 500 mm long butted up to the wall on both faces	EI 90 C/C

\*See below graphs for interpolation pipe sizes

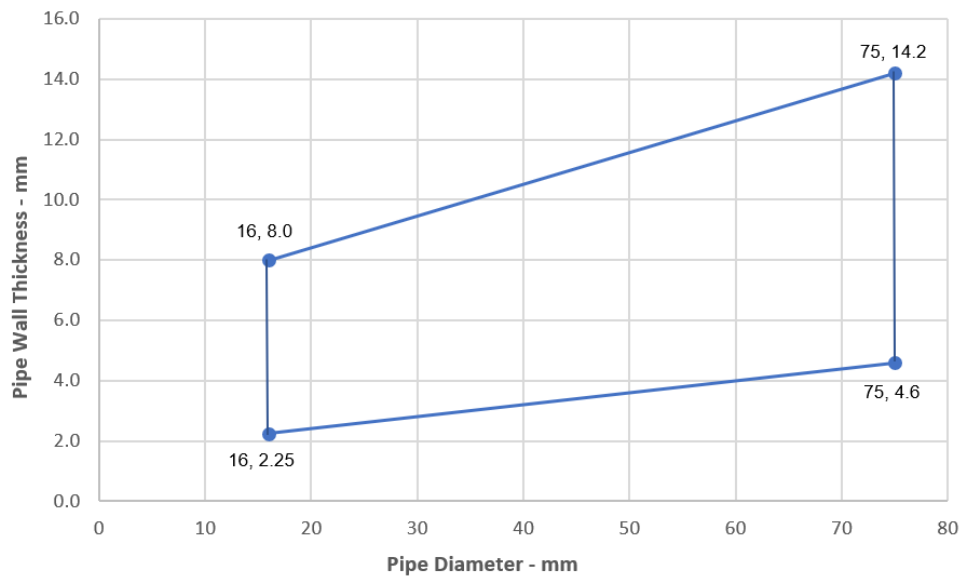
#### Declaration of Performance

SikaSeal-632 Fire Putty+  
30816702  
2025.01, ver. 1  
1549

**Steel Pipes with 30 mm Thick Insulation - EI 120, C/U**



**ALUPEX Pipes with 30 mm Thick Insulation - EI 90 C/C**



**Declaration of Performance**

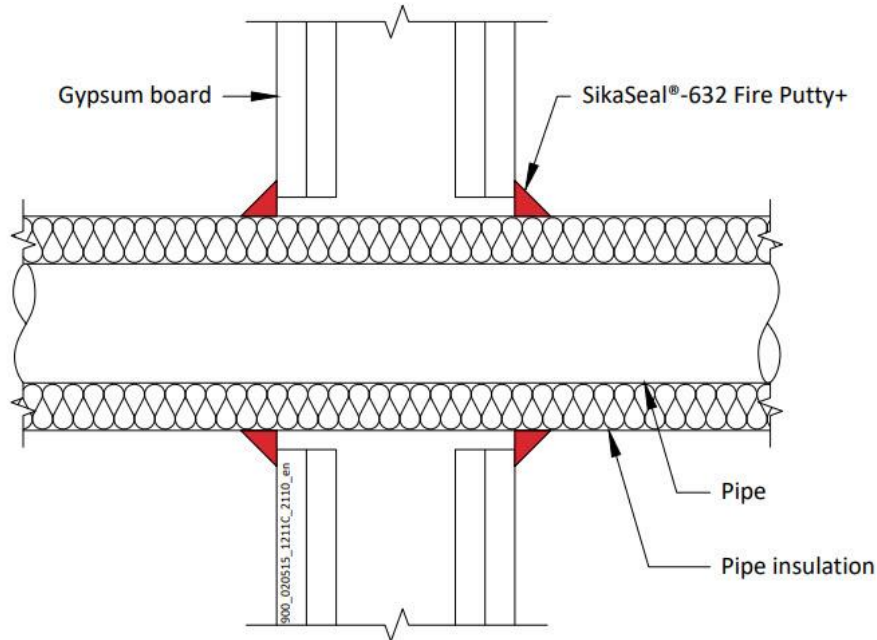
SikaSeal-632 Fire Putty+  
 30816702  
 2025.01, ver. 1  
 1549



### A.1.6 Double sided penetration seal with insulated metallic pipes, Continuous Sustained (CS)

**Penetration Seal:** Metallic pipes insulated with minimum 80 kg/m<sup>3</sup> density mineral wool insulation, Continuous Sustained (CS), penetrating through a flexible or rigid wall construction, fitted at any position within the aperture, sealed with a 15mm diameter cord of SikaSeal-632 Fire Putty+ on both sides of the wall. Maximum annular space 10 mm (A1) and minimum separation between penetration seals 30 mm (A2).

Construction details:



#### A.1.6.1

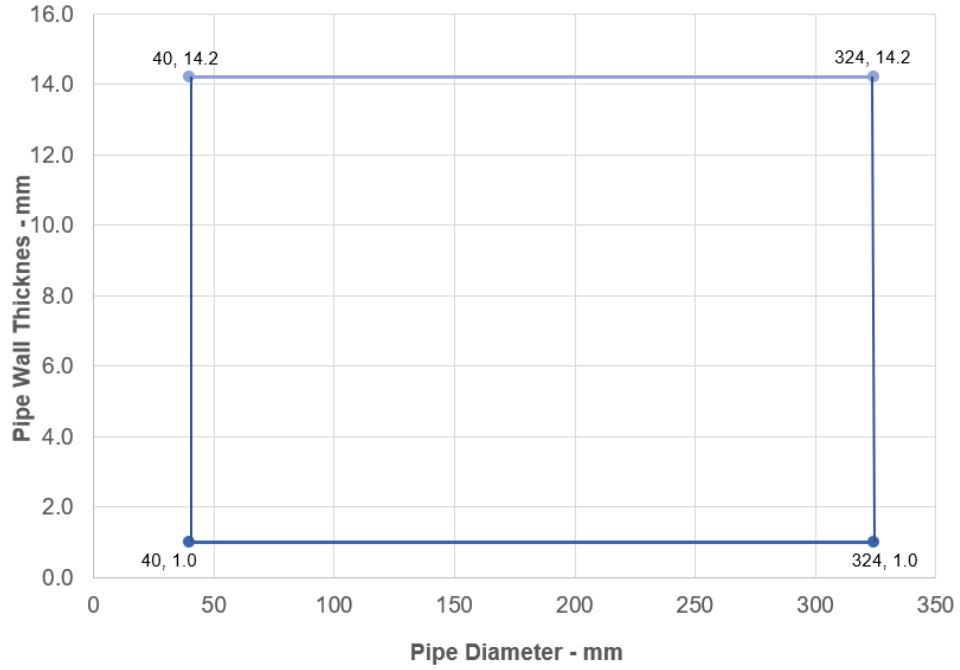
Services	Insulation	Classification
Mild or stainless steel pipe, with minimum 80 kg/m <sup>3</sup> density mineral wool insulation		
Maximum 40 mm diameter*	20 mm thick	EI 120 C/U
40-324 mm diameter*	30-80 mm thick	E 90, EI 60 C/U
Copper or steel pipe with minimum 80 kg/m <sup>3</sup> density mineral wool insulation		
Maximum 12 mm diameter/0.7-6.0 mm wall*	20 mm thick	E90, EI 60 C/C
Maximum 54 mm diameter/1.2-14.2 mm wall,	30-80 mm thick	E 90, EI 60 C/C
ALUPEX pipe with minimum 80 kg/m <sup>3</sup> density mineral wool insulation		
Maximum 16 mm diameter*	20 mm thick	EI 90 C/C
Maximum 75 mm diameter*	30-80 mm thick	EI 90 C/C

\*See below graphs for interpolation pipe sizes

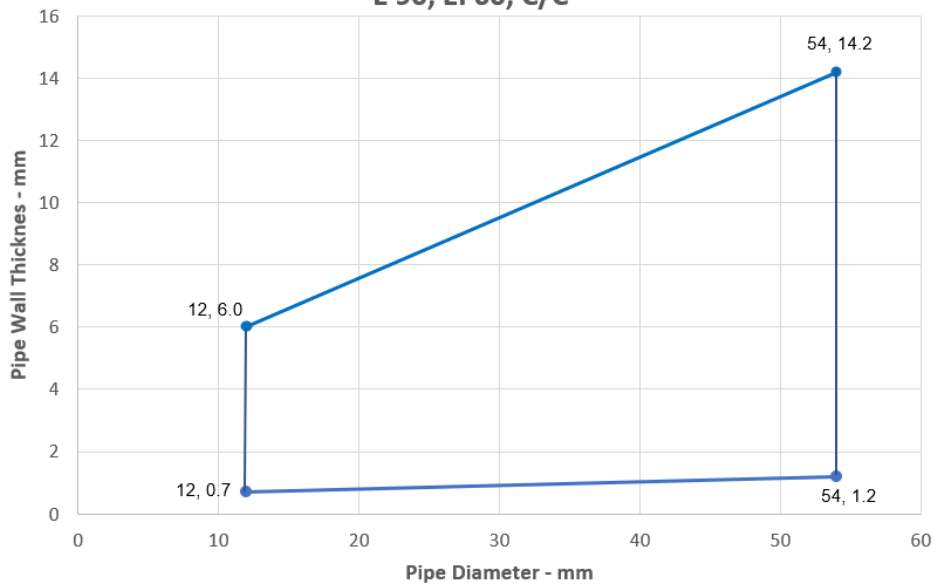
#### Declaration of Performance

SikaSeal-632 Fire Putty+  
30816702  
2025.01, ver. 1  
1549

### Steel Pipes with 30-80 mm Thick Insulation- E 90, EI 60, C/U



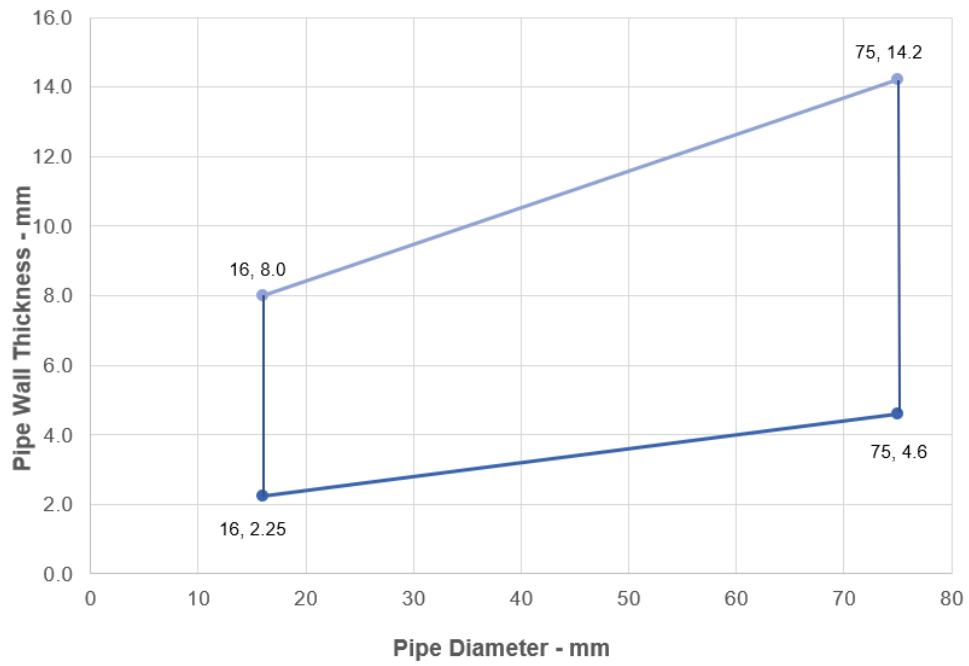
### Copper or Steel Pipes with 30-80 mm Thick Insulation E 90, EI 60, C/C



**Declaration of Performance**  
SikaSeal-632 Fire Putty+  
30816702  
2025.01, ver. 1  
1549



### ALUPEX Pipes with 30-80 mm Thick Insulation - EI 90 C/C

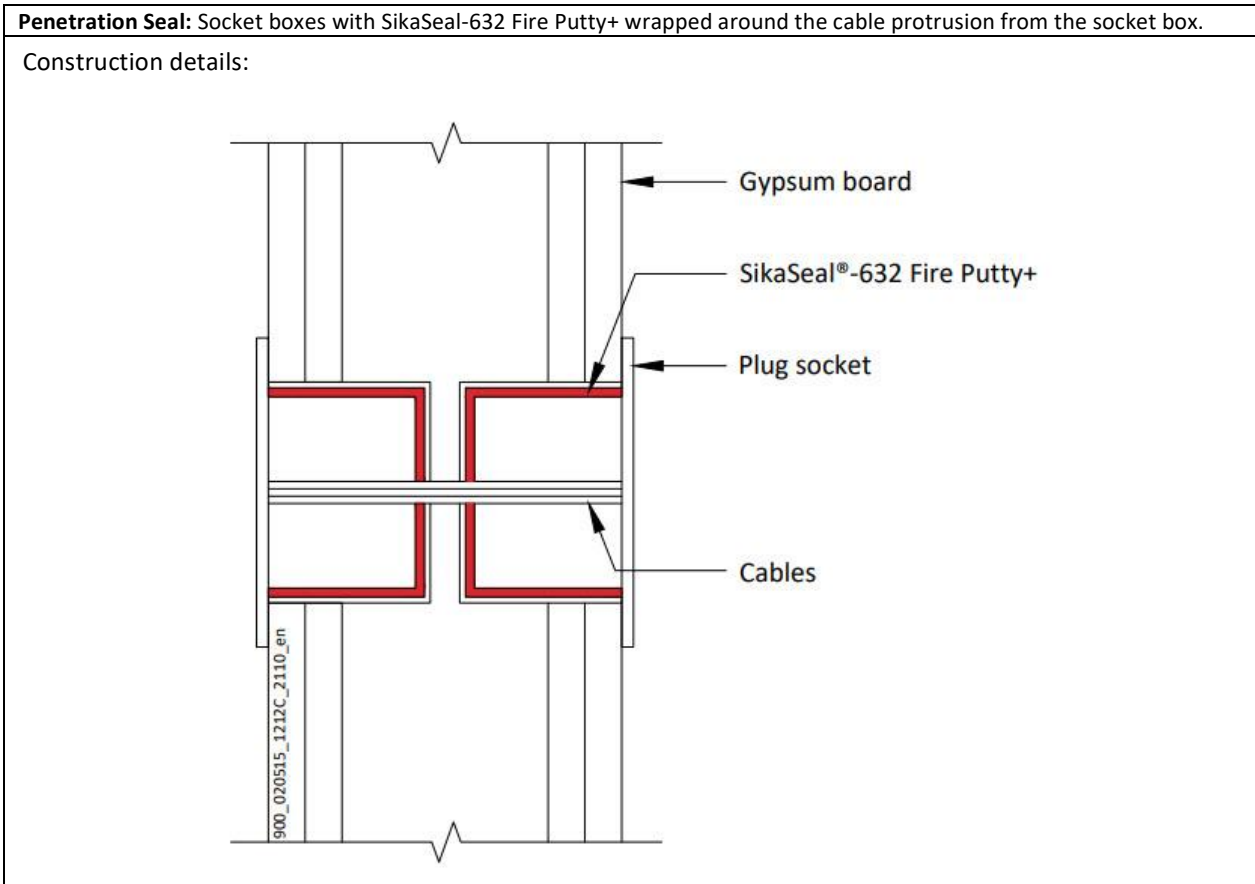


**Declaration of Performance**  
SikaSeal-632 Fire Putty+  
30816702  
2025.01, ver. 1  
1549



**A.2 Flexible wall constructions with wall thickness of minimum 120 mm**

**A.2.1 Cable penetration seals with 4 mm thick SikaSeal-632 Fire Putty+ in socket box**



**A.2.1.1 Double side penetration seal with cables in socket boxes**

Services	Socket box	SikaSeal-632 Fire Putty+	Position	Aperture mm	Classification
Cables up to 14 mm diameter	UK standard double socket box, maximum 130mm wide x 70mm high x 48mm deep, each with a 25mm wide x 14mm high knock out section centrally located at the bottom back angle of the box to accept the cables	Interior of box fully lined with pad	Back to back – 1 fitted to each face, or separated	Maximum 135 wide x 72 High	EI 120
2.5 mm twin and earth cables					

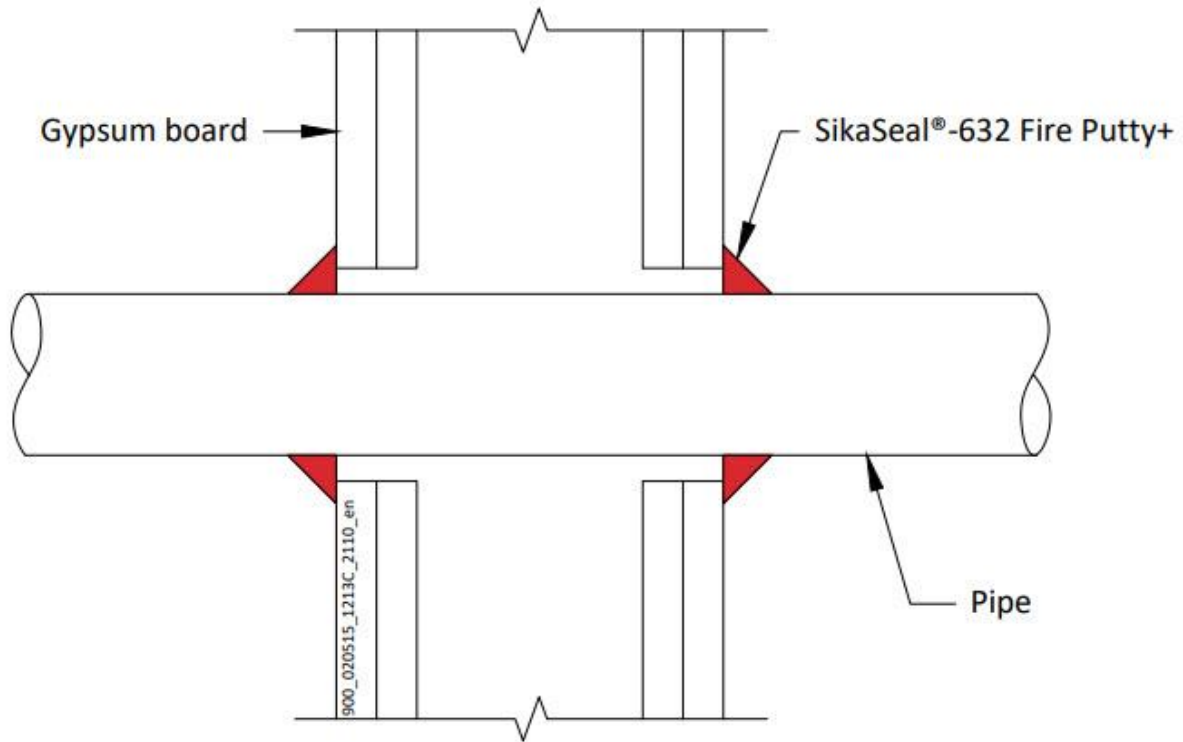
**Declaration of Performance**

SikaSeal-632 Fire Putty+  
 30816702  
 2025.01, ver. 1  
 1549

### A.2.2 Double sided penetration seal with metallic pipes

**Penetration Seal:** Metallic pipes penetrating through a flexible or rigid wall construction and fitted at any position within the aperture, sealed with a 15mm diameter cord of SikaSeal-632 Fire Putty+ on both sides of the wall. Maximum annular space 10 mm (A1) and minimum separation between penetration seals 30 mm (A2).

Construction details:



#### A.2.2.1

Services	Insulation	Classification
Mild or stainless steel pipe		
Maximum 324 mm diameter/6.35-14.2 mm wall	None needed	E 90, EI 20 C/U
ALUPEX pipe		
Maximum 75 mm diameter/4.6-14.2 mm wall	None needed	EI 90 C/C
Copper or steel pipe		
Maximum 54 mm diameter/1.2-14.2 mm wall	None needed	E 90, EI 15 C/C

#### Declaration of Performance

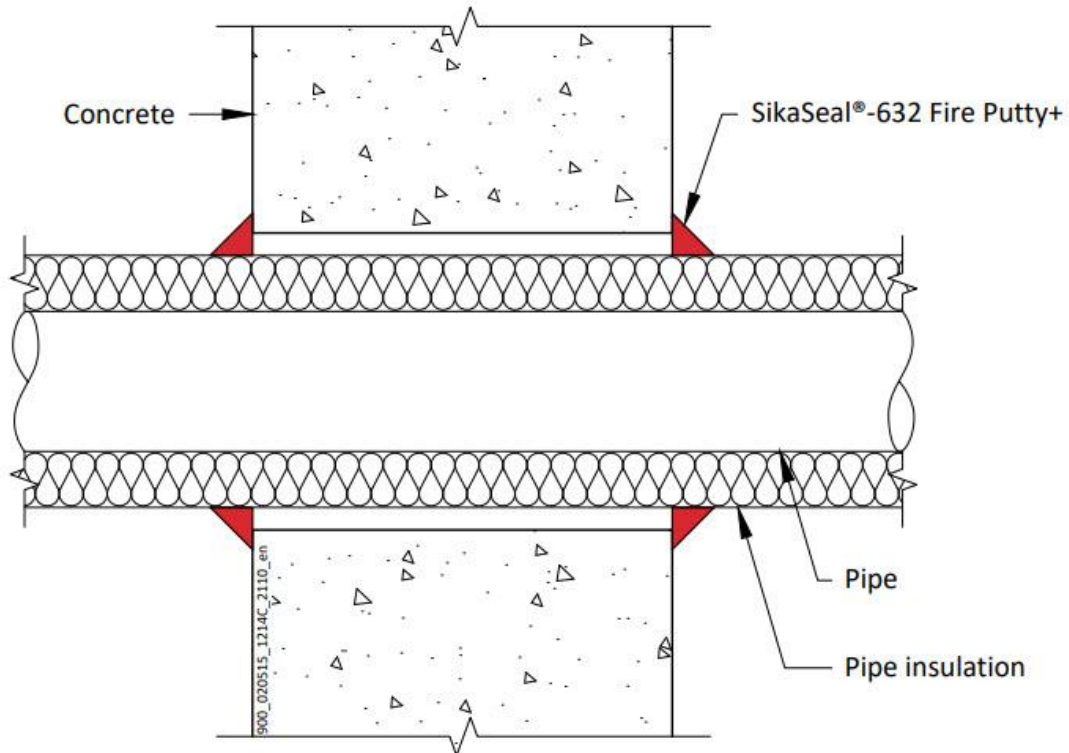
SikaSeal-632 Fire Putty+  
30816702  
2025.01, ver. 1  
1549

### A.3 Rigid wall constructions with wall thickness of minimum 150 mm

#### A.3.1 Double sided penetration seal with insulated metallic pipes, Continuous Sustained (CS)

**Penetration Seal:** Metallic pipes insulated with minimum 80 kg/m<sup>3</sup> density mineral wool insulation, Continuous Sustained (CS), penetrating through a rigid wall construction, fitted at any position within the aperture, sealed with a 15mm diameter cord of SikaSeal-632 Fire Putty+ on both sides of the wall. Maximum annular space 10 mm (A1) and minimum separation between penetration seals 30 mm (A2).

Construction details:



##### A.3.1.1

Services	Insulation	Classification
Mild or stainless steel pipe, with minimum 80 kg/m <sup>3</sup> density mineral wool insulation		
Maximum 40 mm diameter*	20 mm thick	EI 120 C/U
Maximum 324 mm diameter*	30-80 mm thick	E 240, EI 180 C/U
Copper or steel pipe with minimum 80 kg/m <sup>3</sup> density mineral wool insulation		
Maximum 54 mm diameter/1.2-14.2 mm wall	20 mm thick	E 240, EI 120 C/C
ALUPEX pipe with minimum 80 kg/m <sup>3</sup> density mineral wool insulation		
Maximum 16 mm diameter*	20 mm thick	EI 240 C/C
Maximum 75 mm diameter*	30 mm thick	EI 240 C/C

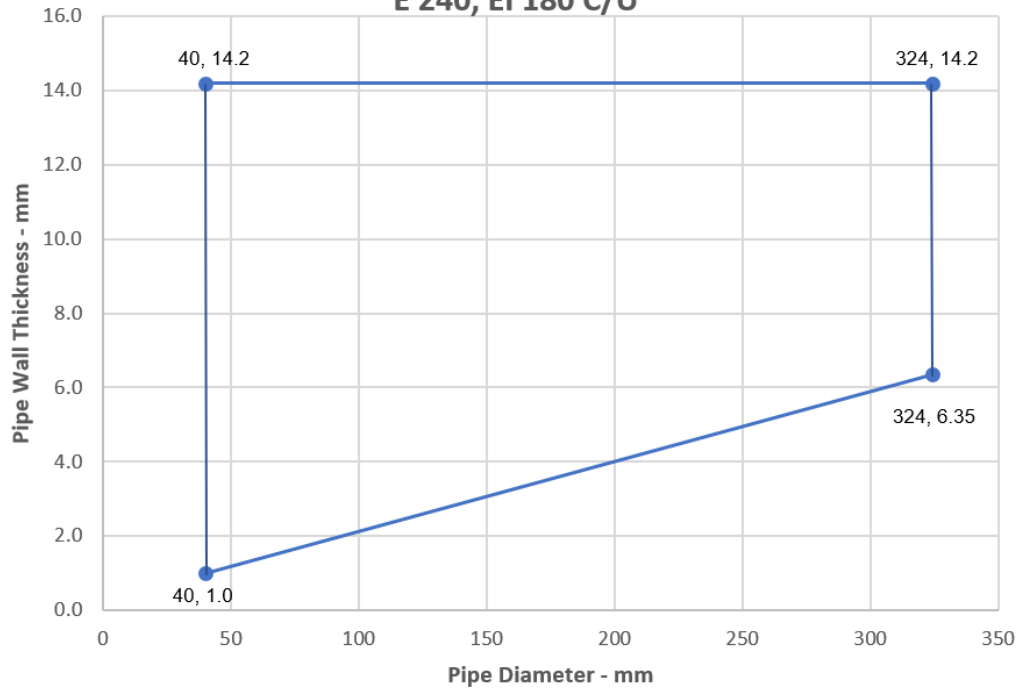
\*See below graphs for interpolation pipe sizes

#### Declaration of Performance

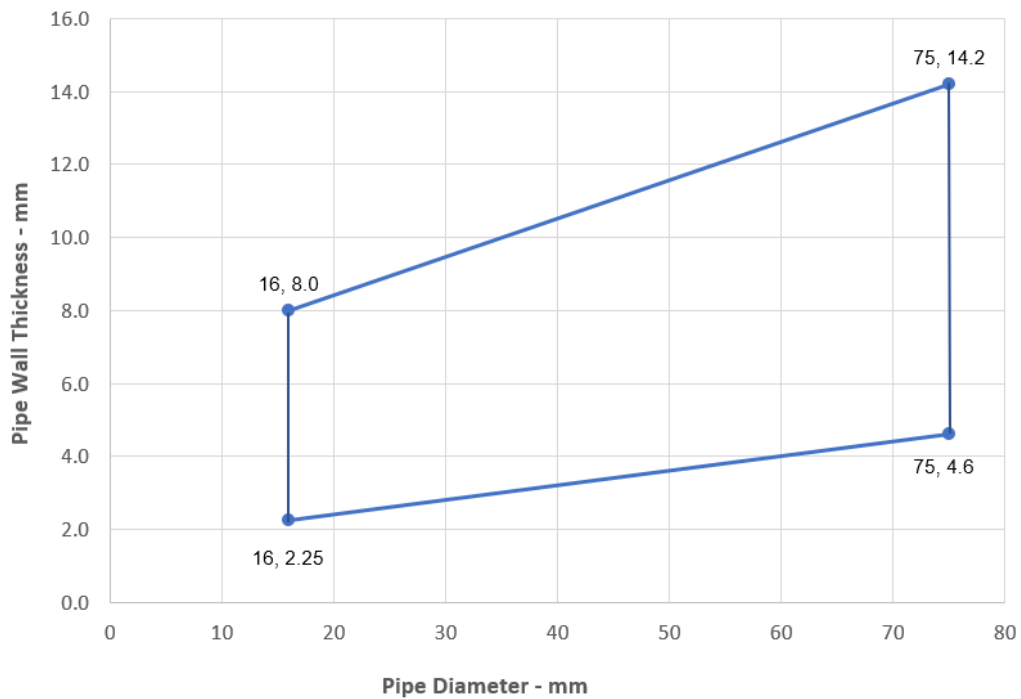
SikaSeal-632 Fire Putty+  
30816702  
2025.01, ver. 1  
1549



**Mild or Stainless Pipes with 30-80 mm Thick Insulation  
E 240, EI 180 C/U**



**ALUPEX Pipes with 30 mm Thick Insulation - EI 240 C/C**



**Declaration of Performance**

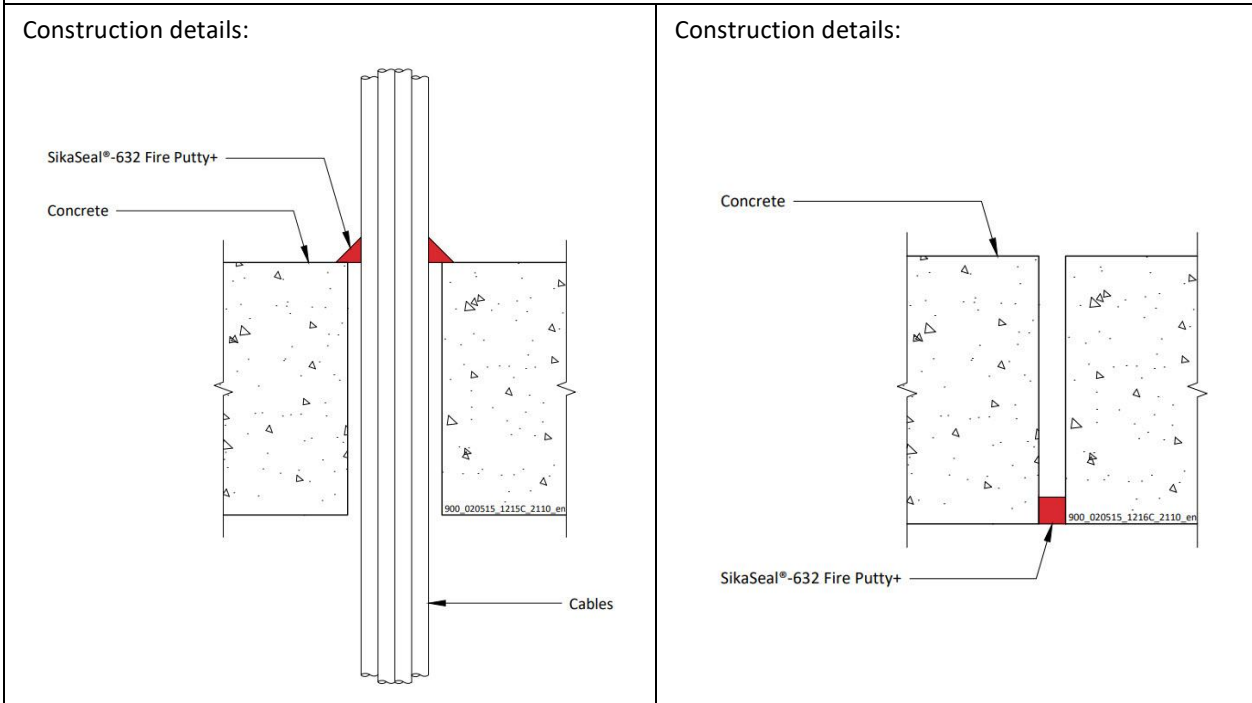
SikaSeal-632 Fire Putty+  
30816702  
2025.01, ver. 1  
1549



## A.4 Rigid floor constructions with floor thickness of minimum 150 mm

### A.4.1 Single sided penetration seal with cables

**Penetration Seal:** Cables (single or bundled up to 50 mm Ø) penetrating through a rigid floor construction and fitted at any position within the aperture, sealed with a 15mm diameter cord of SikaSeal-632 Fire Putty+ on the top face of the floor. Maximum annular space 10 mm (A1) and minimum separation between penetration seals 30 mm (A2). When incorporating blank penetration seals, the aperture is sealed with 15mm wide by 15mm thick cord of SikaSeal-632 Fire Putty+, applied flush with the bottom face of the floor.



#### A.4.1.1

Services	Classification
None (blank)	E 120, EI 30
Cables up to 21 mm diameter in tied bundles up to 50 mm diameter*	E 120, EI 60
Cables up to 21 mm diameter*	EI 120
Cables 22-50 mm diameter*	E 120, EI 90
Cables 51-80 mm diameter*	E 120, EI 60
Single 'A1' type cable*	EI 240
Single 'C3' type cable*	EI 240
Single 'E' type cable*	EI 120
Single 'D1' type cable*	EI 120
Single 'D2' type cable*	EI 120
Single 'D3' type cable*	E 240, EI 60

\* Cable specification from EN 1366-3 standard cable configuration

#### Declaration of Performance

SikaSeal-632 Fire Putty+  
30816702  
2025.01, ver. 1  
1549

### A.4.2 Single sided penetration seal with cables

**Penetration Seal:** Cables (single or bundled up to 75 mm  $\varnothing$ ) penetrating through a rigid floor construction and fitted at any position within the aperture, sealed with a 15mm diameter cord of SikaSeal-632 Fire Putty+ on the bottom face of the floor. Maximum annular space 10 mm (A1) and minimum separation between penetration seals 30 mm (A2). When incorporating blank penetration seals, the aperture is sealed with 15mm wide by 15mm thick cord of SikaSeal-632 Fire Putty+, applied flush with both faces of the floor.



#### A.4.2.1

Services	Seal size	Classification
None (blank)	15mm deep	EI 120
Cables up to 21 mm diameter in tied bundles up to 75mm diameter*	15 mm diameter cord	E 60, EI 45
Cables up to 21 mm diameter*		E 120, EI 60
Cables 22-80 mm diameter*		E 90, EI 45

\* Cable specification from EN 1366-3 standard cable configuration

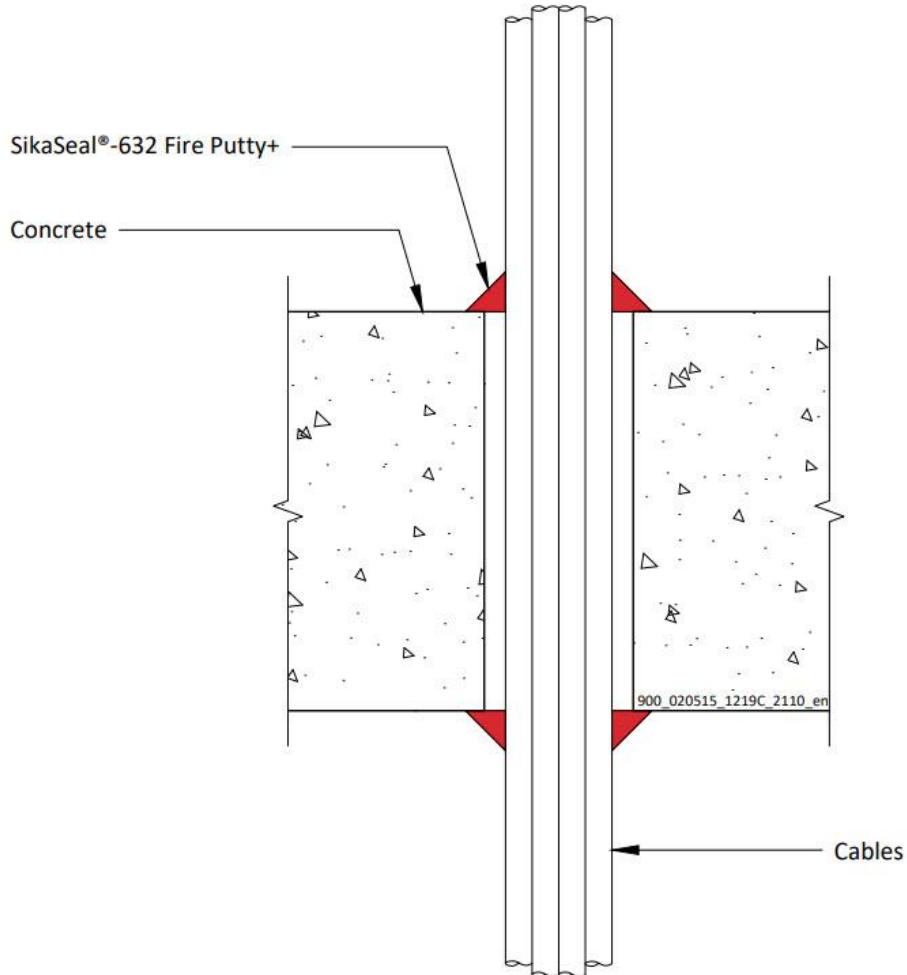
#### Declaration of Performance

SikaSeal-632 Fire Putty+  
30816702  
2025.01, ver. 1  
1549

### A.4.3 Double sided penetration seal with cables

**Penetration Seal:** Cables (single or bundled up to 50 mm Ø) penetrating through a rigid floor construction and fitted at any position within the aperture, sealed with a 15mm diameter cord of SikaSeal-632 Fire Putty+ on both sides of the floor. Maximum annular space 10 mm (A1) and minimum separation between penetration seals 30 mm (A2).

Construction details:



#### A.4.3.1

Services	Seal size	Classification
Cables up to 21 mm diameter in tied bundles up to 50 mm diameter*	15 mm diameter cord	EI 240

\* Cable specification from EN 1366-3 standard cable configuration

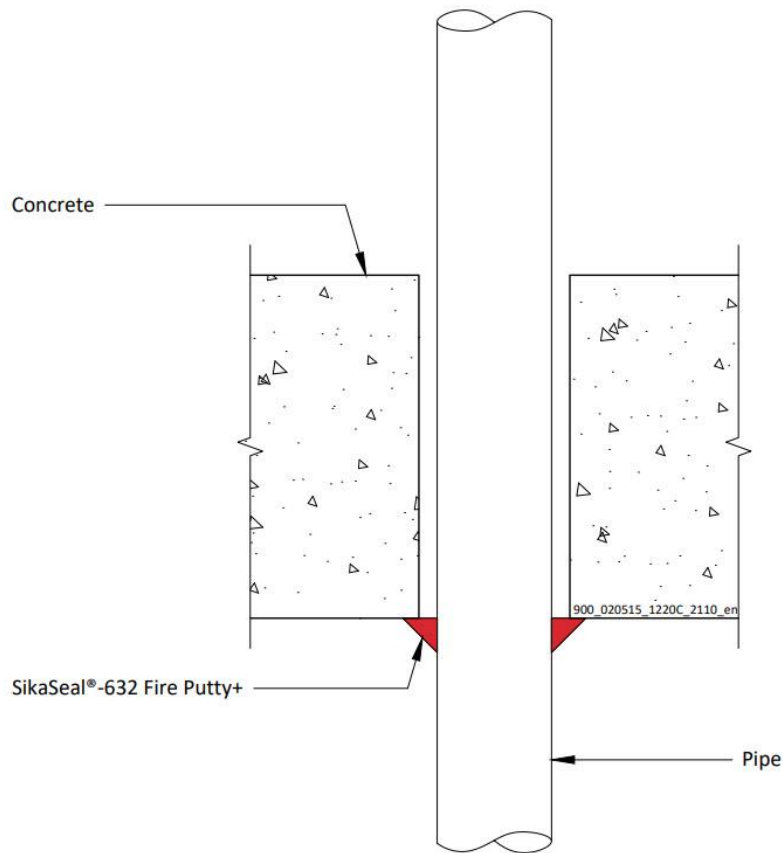
#### Declaration of Performance

SikaSeal-632 Fire Putty+  
30816702  
2025.01, ver. 1  
1549

#### A.4.4 Single sided penetration seal with metallic pipes

**Penetration Seal:** Metallic pipes penetrating through a rigid floor construction and fitted at any position within the aperture, sealed with a 15mm diameter cord of SikaSeal-632 Fire Putty+ on the bottom face of the floor. Maximum annular space 10 mm (A1) and minimum separation between penetration seals 30 mm (A2).

Construction details:



##### A.4.4.1

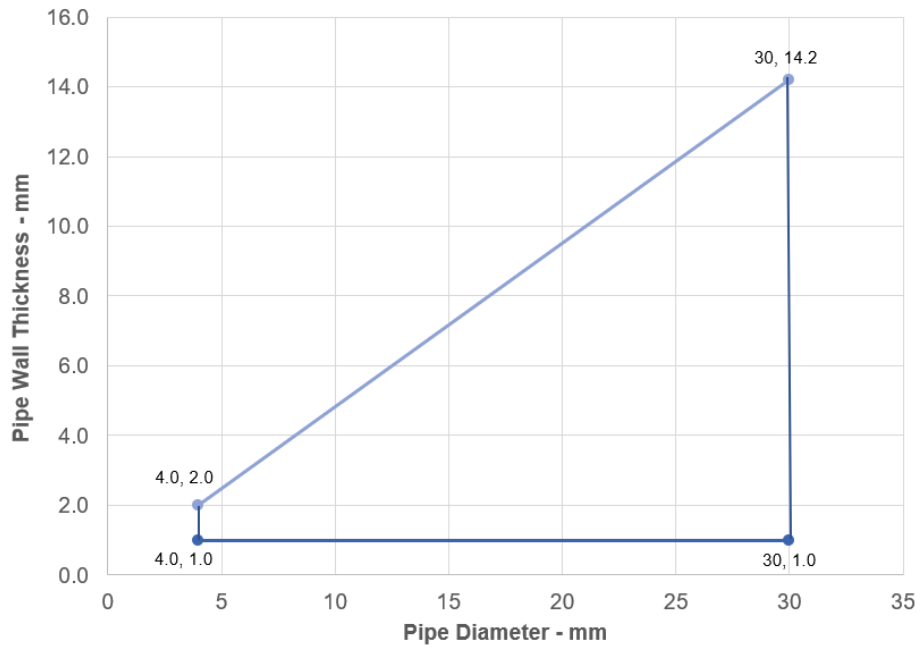
Services	Insulation	Classification
Mild or stainless steel pipe		
4 mm diameter*	None needed	EI 120 C/U
5-30 mm diameter*	None needed	E 120, EI 45 C/U
Copper or steel pipe		
6 mm diameter*	None needed	E 120, EI 90 C/C
7-12 mm diameter*	None needed	E 120, EI 30 C/C

\*See below graphs for interpolation pipe sizes

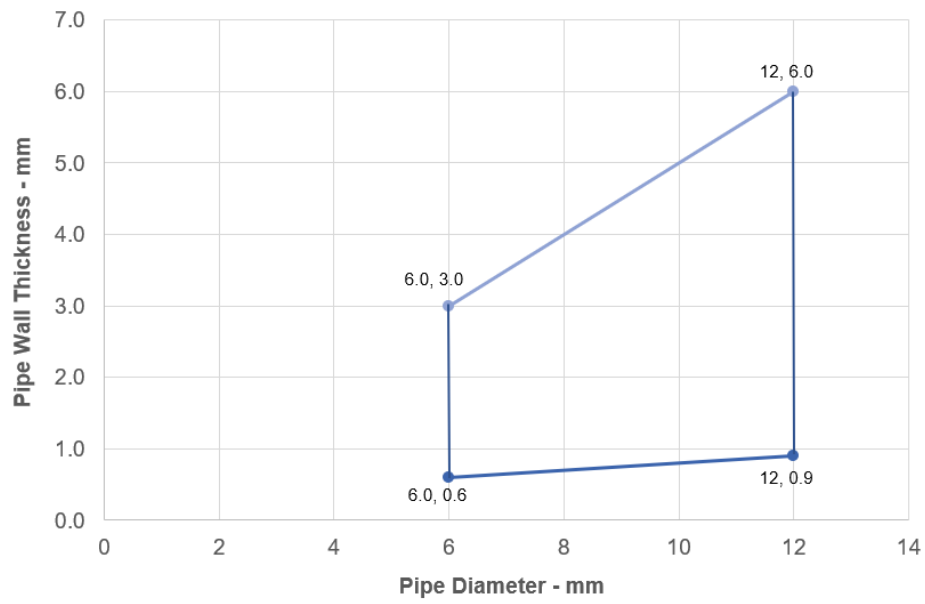
#### Declaration of Performance

SikaSeal-632 Fire Putty+  
30816702  
2025.01, ver. 1  
1549

### Steel Pipes - E 120, EI 45 C/U



### Copper Pipes - E 120, EI 30 C/C



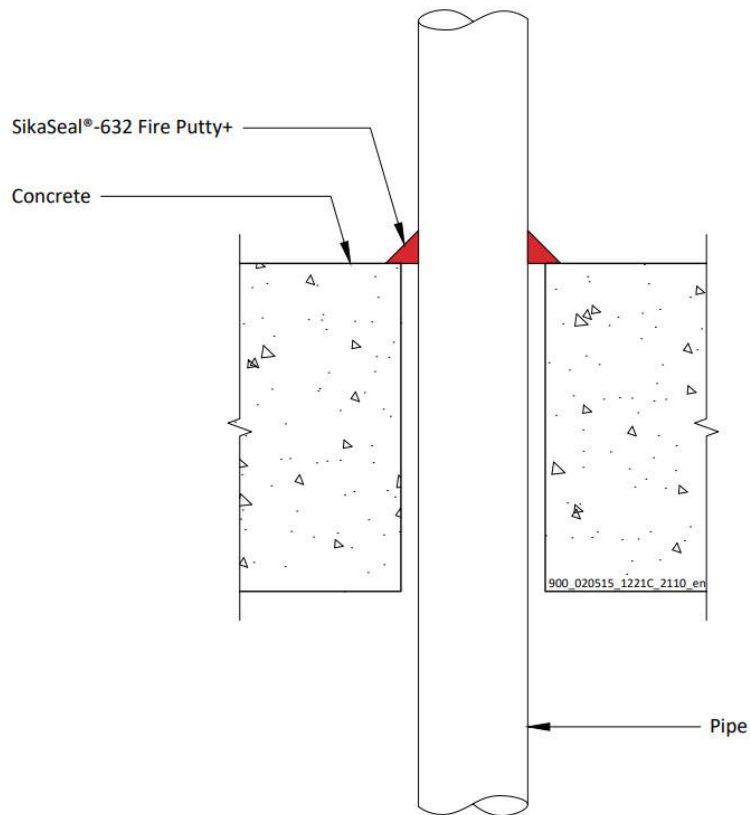
**Declaration of Performance**  
SikaSeal-632 Fire Putty+  
30816702  
2025.01, ver. 1  
1549



#### A.4.5 Single sided penetration seal with metallic pipes

**Penetration Seal:** Metallic pipes penetrating through a rigid floor construction and fitted at any position within the aperture, sealed with a 15mm diameter cord of SikaSeal-632 Fire Putty+ on the top face of the floor. Maximum annular space 10 mm (A1) and minimum separation between penetration seals 30 mm (A2).

Construction details:



##### A.4.5.1

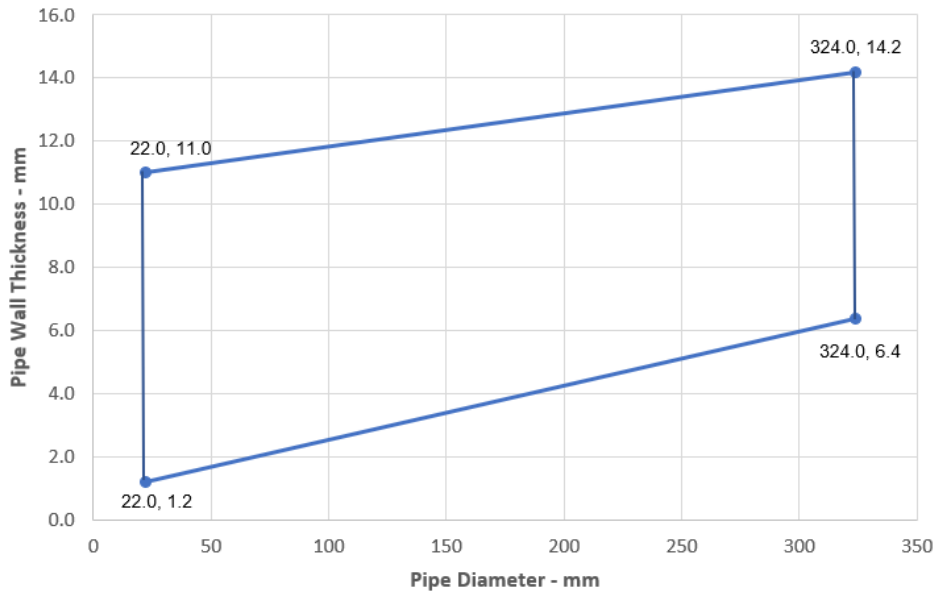
Services	Insulation	Classification
<b>Mild or stainless steel pipe</b>		
Maximum 22 mm diameter/1.2-11.0 mm wall*	None needed	EI 120 C/U
Maximum 324 mm diameter/6.35-14.2 mm wall*	None needed	E 240, EI 15 C/U
<b>Copper or steel pipe</b>		
6 mm diameter*	None needed	EI 120 C/C
7-10 mm diameter*	None needed	E 120, EI 90 C/C
Maximum 54 mm diameter/1.2-14.2 mm wall	None needed	E 120 C/C
<b>ALUPEX pipe</b>		
16-20 mm diameter*	None needed	EI 240 C/C
Maximum 75 mm diameter/4.6-14.2 mm wall	None needed	E 45, EI 30 C/C

\*See below graphs for interpolation pipe sizes

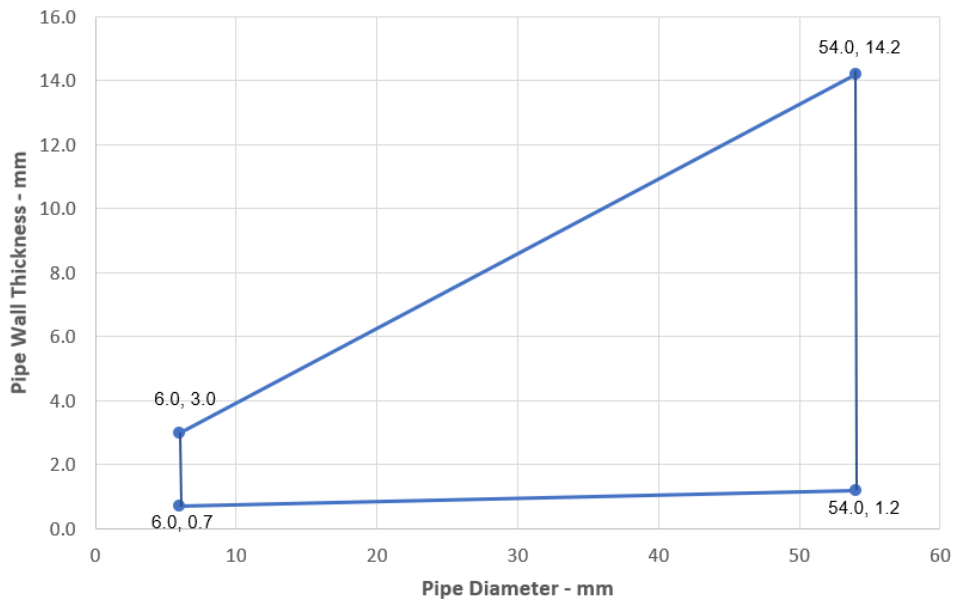
#### Declaration of Performance

SikaSeal-632 Fire Putty+  
30816702  
2025.01, ver. 1  
1549

Mild or Stainless Steel Pipes - E 120, EI 15 C/U



Copper or Steel Pipes - E 120, EI 90 C/C



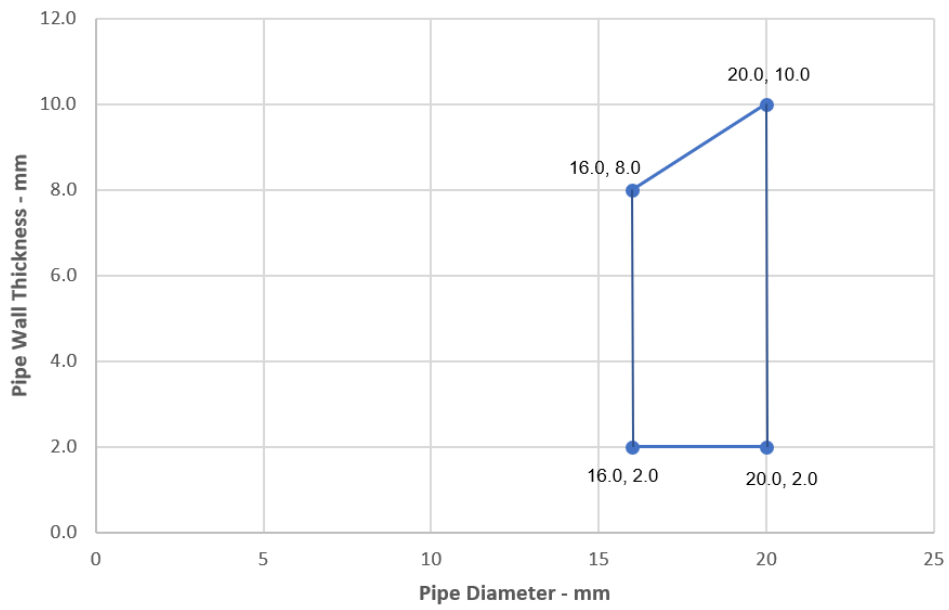
Declaration of Performance

SikaSeal-632 Fire Putty+  
 30816702  
 2025.01, ver. 1  
 1549





### Alupex Pipes - EI 240 C/C



#### Declaration of Performance

SikaSeal-632 Fire Putty+

30816702

2025.01, ver. 1

1549

25/73

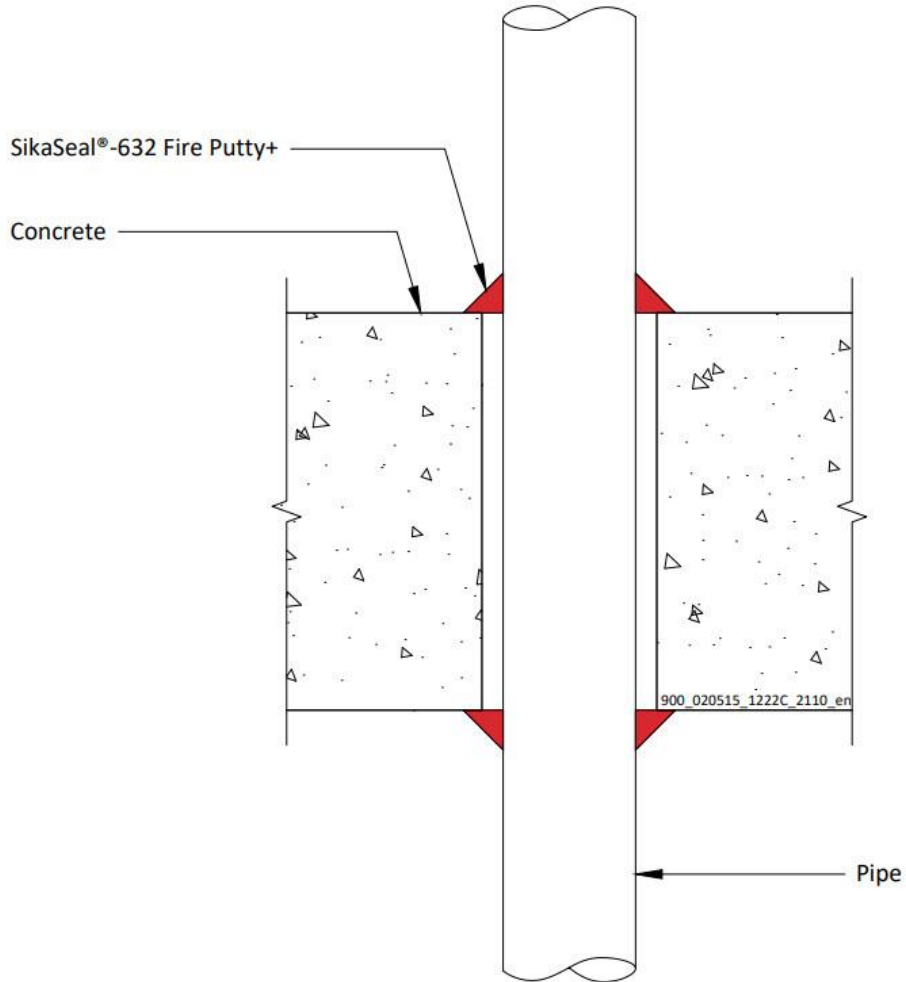
**BUILDING TRUST**



#### A.4.6 Double sided penetration seal with metallic pipes

**Penetration Seal:** Metallic pipes penetrating through a rigid floor construction and fitted at any position within the aperture, sealed with a 15mm diameter cord of SikaSeal-632 Fire Putty+ on both sides of the floor. Maximum annular space 10 mm (A1) and minimum separation between penetration seals 30 mm (A2).

Construction details:



##### A.4.6.1

Services	Insulation	Classification
Copper or steel pipe		
Maximum 10 mm diameter/0.7-14.2 mm wall	None needed	E 240, EI 180 C/C

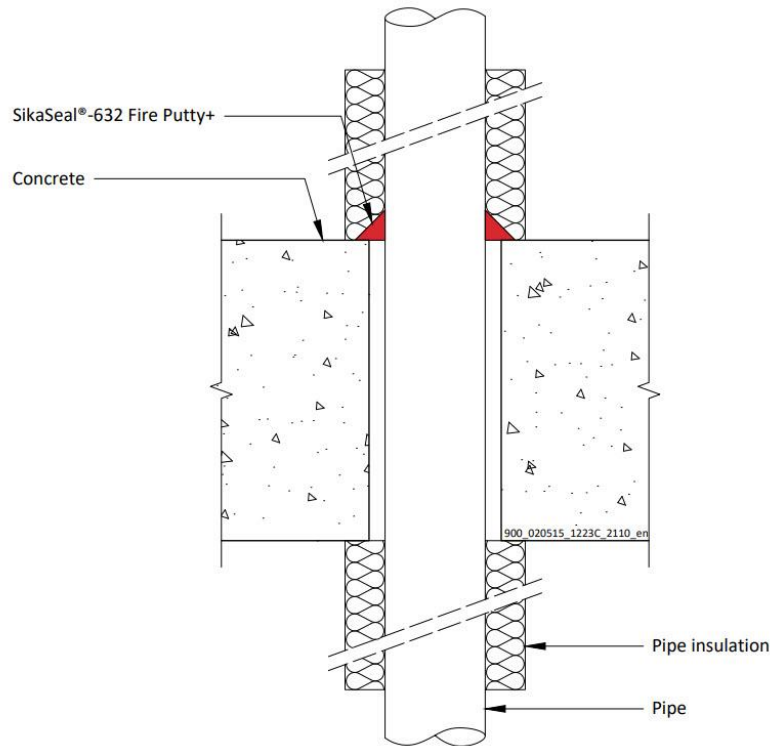
#### Declaration of Performance

SikaSeal-632 Fire Putty+  
30816702  
2025.01, ver. 1  
1549

#### A.4.7 Single sided penetration seal with insulated metallic pipes, Local Interrupted (LI)

**Penetration Seal:** Metallic pipes insulated with minimum 80 kg/m<sup>3</sup> density mineral wool insulation, Local Interrupted (LI), penetrating through a rigid floor construction, fitted at any position within the aperture, sealed with a 15 mm diameter cord of SikaSeal-632 Fire Putty+ on the top face of the floor. Maximum annular space 10 mm (A1) and minimum separation between penetration seals 30 mm (A2).

Construction details:



##### A.4.7.1 Single sided penetration seal with partially insulated metallic pipes

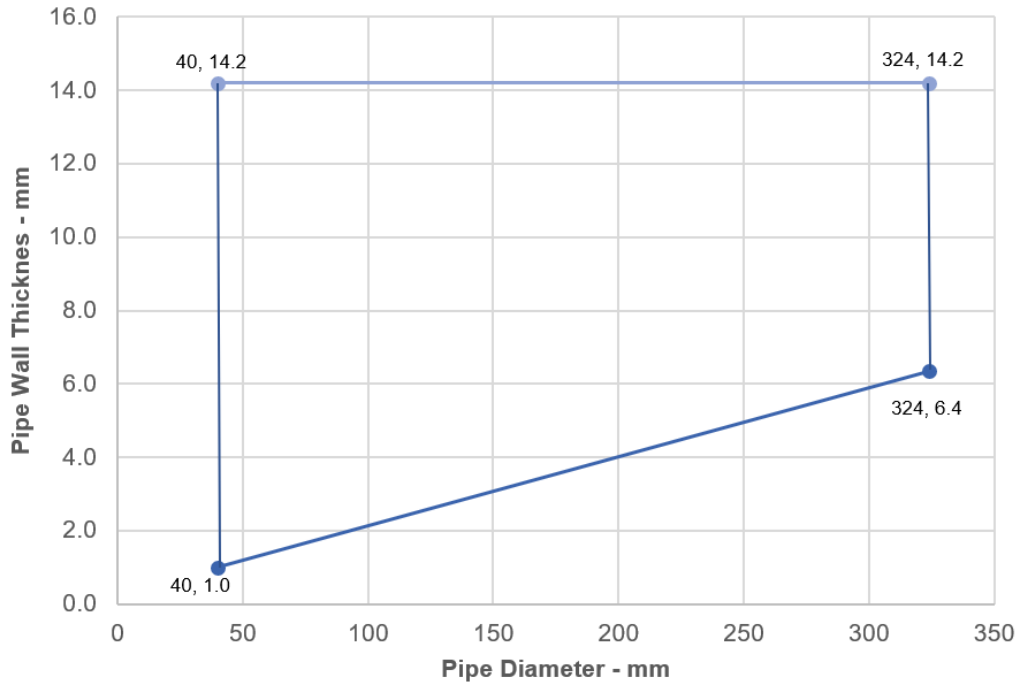
Services	Insulation	Classification
Mild or stainless steel pipe, with minimum 80 kg/m <sup>3</sup> density mineral wool insulation		
Maximum 40 mm diameter*	Minimum 20 mm thick insulation, 500 mm long butted up to each face of the floor	EI 240 C/U
41-324 mm diameter*	Minimum 30 mm thick insulation, 500 mm long butted up to each face of the floor	E 240, EI 60 C/U
ALUPEX pipe with minimum 80 kg/m <sup>3</sup> density mineral wool insulation		
Maximum 16 mm diameter/2.25-8.0 mm wall*	Minimum 20 mm thick insulation, 500 mm long butted up to each face of the floor	EI 240 C/C
Maximum 75 mm diameter/4.6-14.2 mm wall*	Minimum 30 mm thick insulation, 500 mm long butted up to each face of the floor	EI 240 C/C

\*See below graphs for interpolation pipe sizes

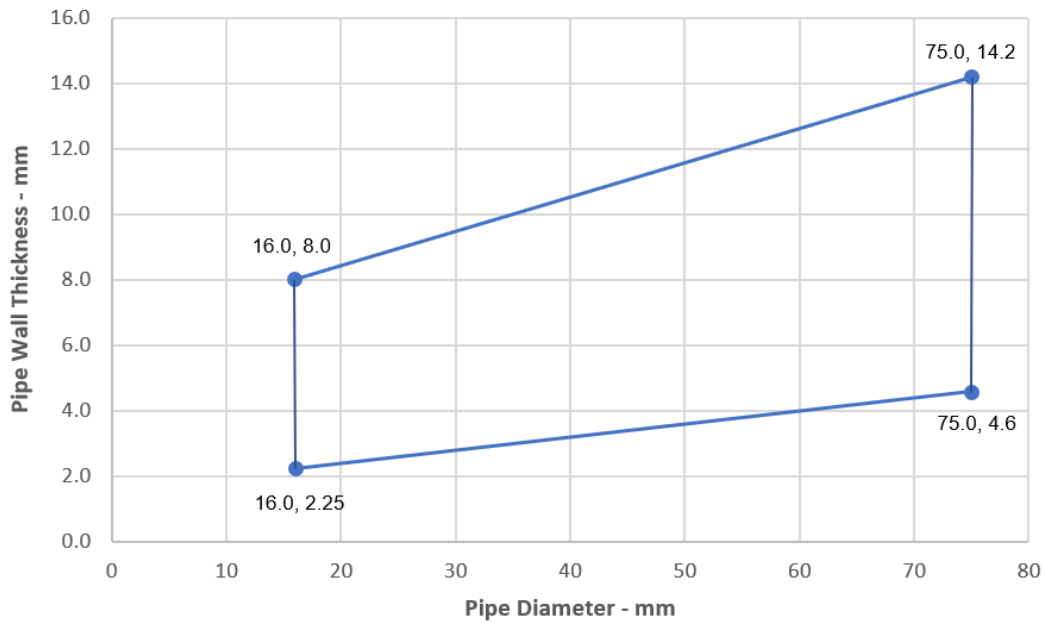
#### Declaration of Performance

SikaSeal-632 Fire Putty+  
30816702  
2025.01, ver. 1  
1549

### Steel Pipes with 30 mm Thick Insulation - E 240, EI 60, C/U



### Alupex Pipes with 30 mm Thick Pipe Insulation EI 240 C/C



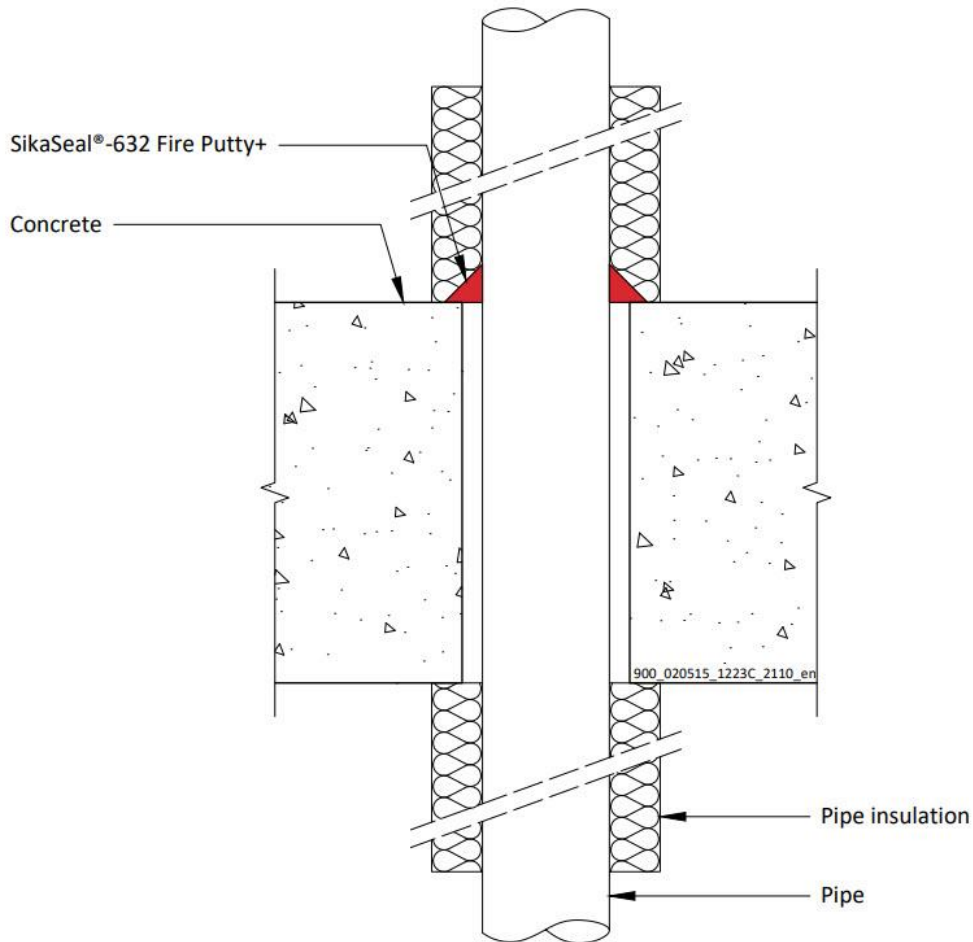
**Declaration of Performance**  
 SikaSeal-632 Fire Putty+  
 30816702  
 2025.01, ver. 1  
 1549



#### A.4.8 Single sided penetration seal with insulated metallic pipes, Local Interrupted (LI)

**Penetration Seal:** Metallic pipes insulated with minimum 75 kg/m<sup>3</sup> density glass or mineral wool insulation, Local Interrupted (LI), penetrating through a rigid floor construction, fitted at any position within the aperture, sealed with a 15 mm diameter cord of SikaSeal-632 Fire Putty+ on the top face of the floor. Maximum annular space 10 mm (A1) and minimum separation between penetration seals 30 mm (A2).

Construction details:



##### A.4.8.1

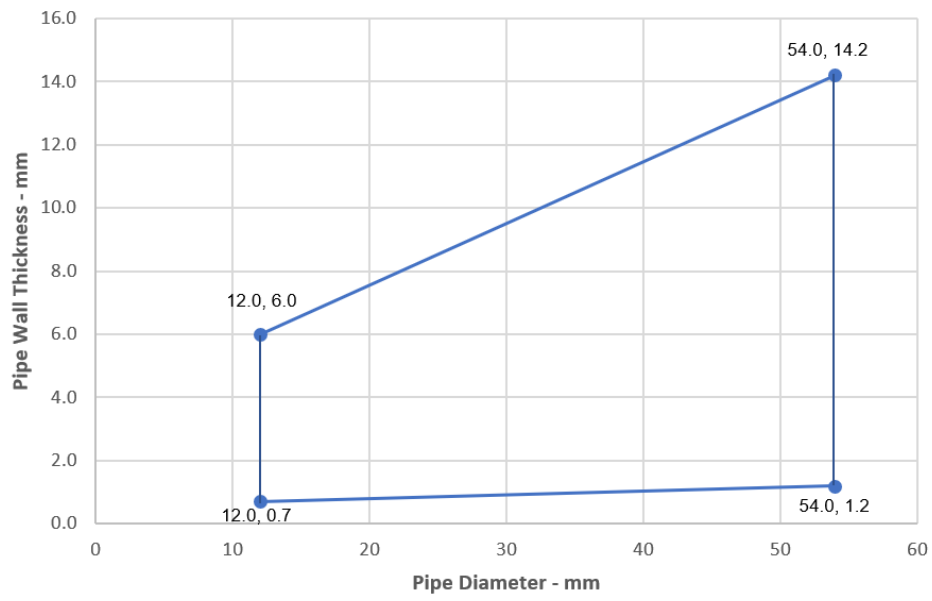
Services	Insulation	Classification
Copper or steel pipe with minimum 75 kg/m <sup>3</sup> density glass or mineral wool insulation		
Maximum 12 mm diameter/0.7-14.2 mm wall*	Minimum 20 mm thick insulation, 500 mm long butted up to each face of the floor	EI 240 C/C
Maximum 54 mm diameter/1.2-14.2 mm wall*		E 180, EI 120 C/C

\*See below graphs for interpolation pipe sizes

#### Declaration of Performance

SikaSeal-632 Fire Putty+  
30816702  
2025.01, ver. 1  
1549

### Copper or Steel Pipes - E 180, EI 120 C/C



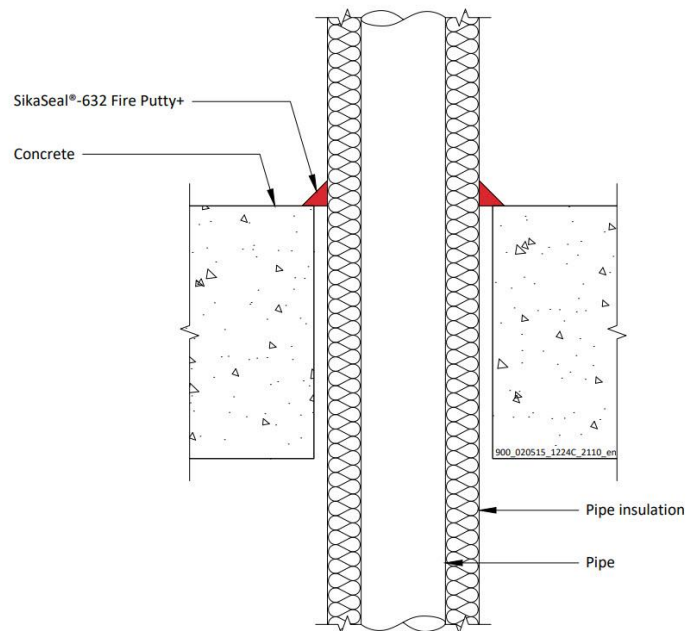
**Declaration of Performance**  
SikaSeal-632 Fire Putty+  
30816702  
2025.01, ver. 1  
1549



#### A.4.9 Single sided penetration seal with insulated metallic pipes, Continuous Sustained (CS)

**Penetration Seal:** Metallic pipes insulated with minimum 80 kg/m<sup>3</sup> density mineral wool insulation, Continuous Sustained (CS), penetrating through a rigid floor construction, fitted at any position within the aperture, sealed with a 15mm diameter cord of SikaSeal-632 Fire Putty+ on the top face of the floor. Maximum annular space 10 mm (A1) and minimum separation between penetration seals 30 mm (A2).

Construction details:



##### A.4.9.1

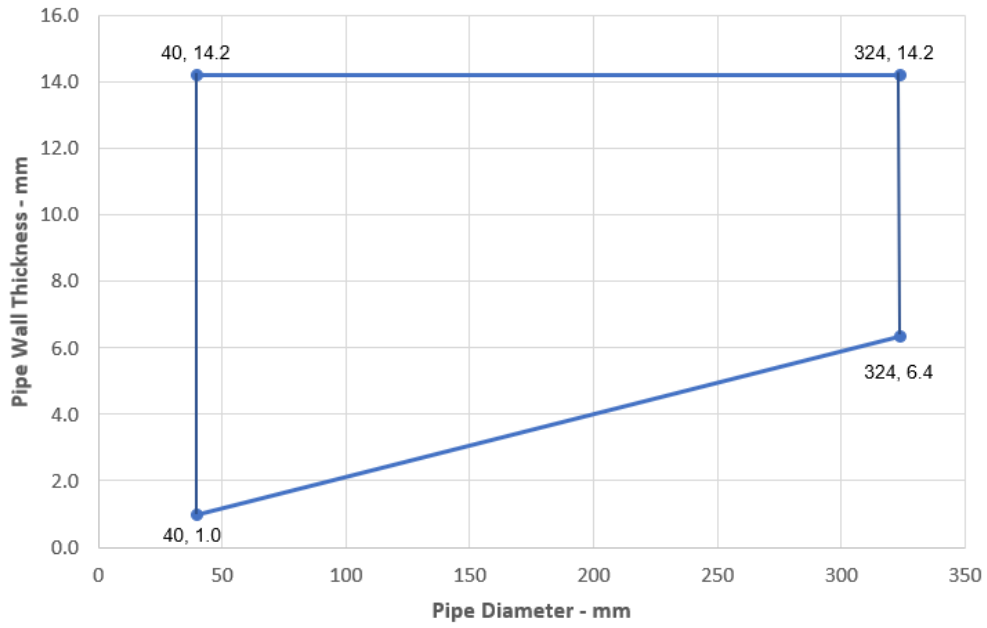
Services	Insulation	Classification
Mild or stainless steel pipe, with minimum 80 kg/m <sup>3</sup> density mineral wool insulation		
Maximum 40 mm diameter/1.0-14.2 mm wall	20 mm thick	EI 240 C/U
Maximum 324 mm diameter*	30-80mm thick	EI 240 C/U
Copper or steel pipe with minimum 80 kg/m <sup>3</sup> density mineral wool insulation		
Maximum 12 mm diameter/0.7-6.0 mm wall*	20 mm thick	EI 240 C/C
Maximum 54 mm diameter/1.2-14.2 mm wall*	30-80mm thick	EI 240 C/C
ALUPEX pipe with minimum 80 kg/m <sup>3</sup> density mineral wool insulation		
Maximum 16 mm diameter/2.25-8.0 mm wall*	20 mm thick	EI 240 C/C
Maximum 75 mm diameter/4.6-14.2 mm wall*	30-80mm thick	EI 240 C/C

\*See below graphs for interpolation pipe sizes

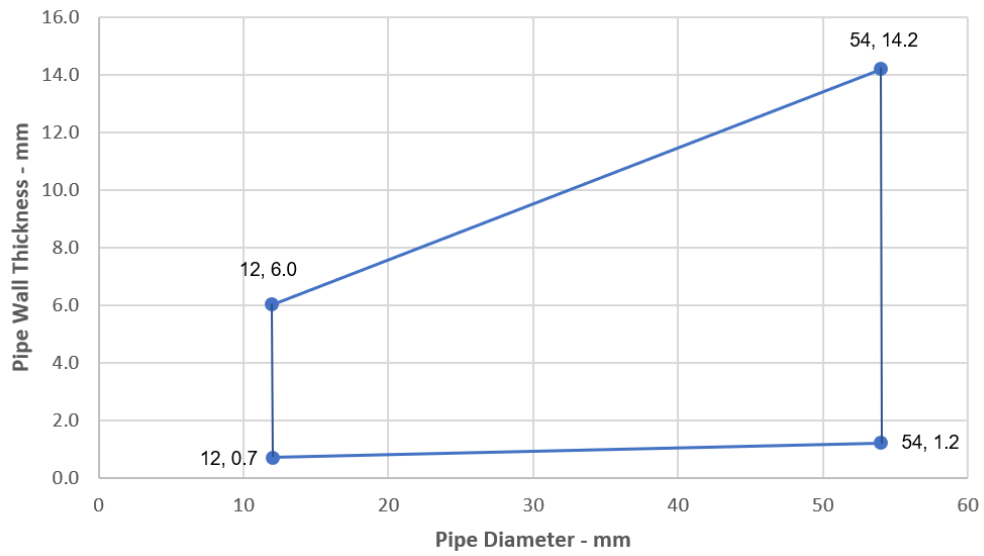
#### Declaration of Performance

SikaSeal-632 Fire Putty+  
30816702  
2025.01, ver. 1  
1549

### Steel Pipes with 30-80 mm Thick Insulation - EI 240 C/U

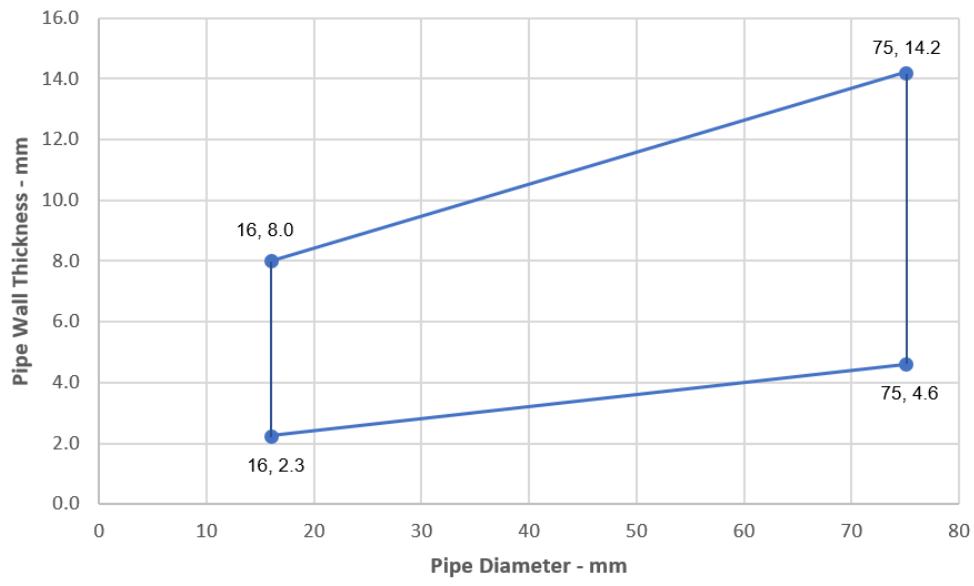


### Copper or Steel Pipes with 30-80 mm Thick Insulation EI 240 C/C





**Alupex Pipes with 30-80 mm Thick Insulation  
EI 240 C/C**



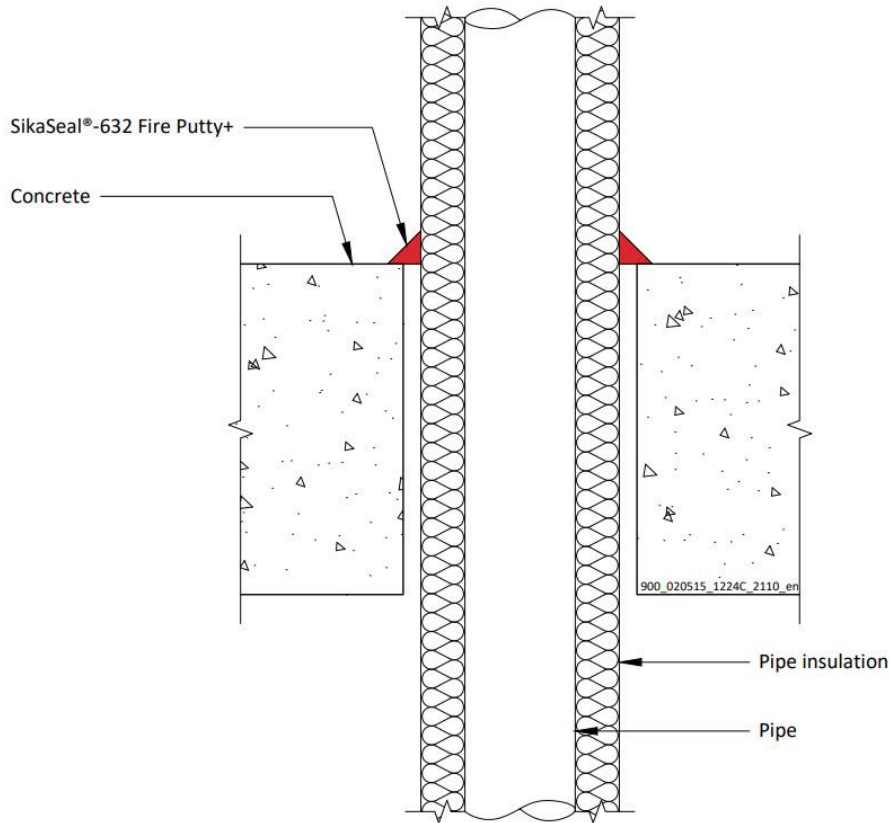
**Declaration of Performance**  
SikaSeal-632 Fire Putty+  
30816702  
2025.01, ver. 1  
1549



#### A.4.10 Single sided penetration seal with insulated metallic pipes, Continuous Sustained (CS)

**Penetration Seal:** Metallic pipes insulated with minimum 75 kg/m<sup>3</sup> density glass wool insulation, Continuous Sustained (CS), penetrating through a rigid floor construction, fitted at any position within the aperture, sealed with a 15mm diameter cord of SikaSeal-632 Fire Putty+ on the top face of the floor. Maximum annular space 10 mm (A1) and minimum separation between penetration seals 30 mm (A2).

Construction details:



##### A.4.10.1

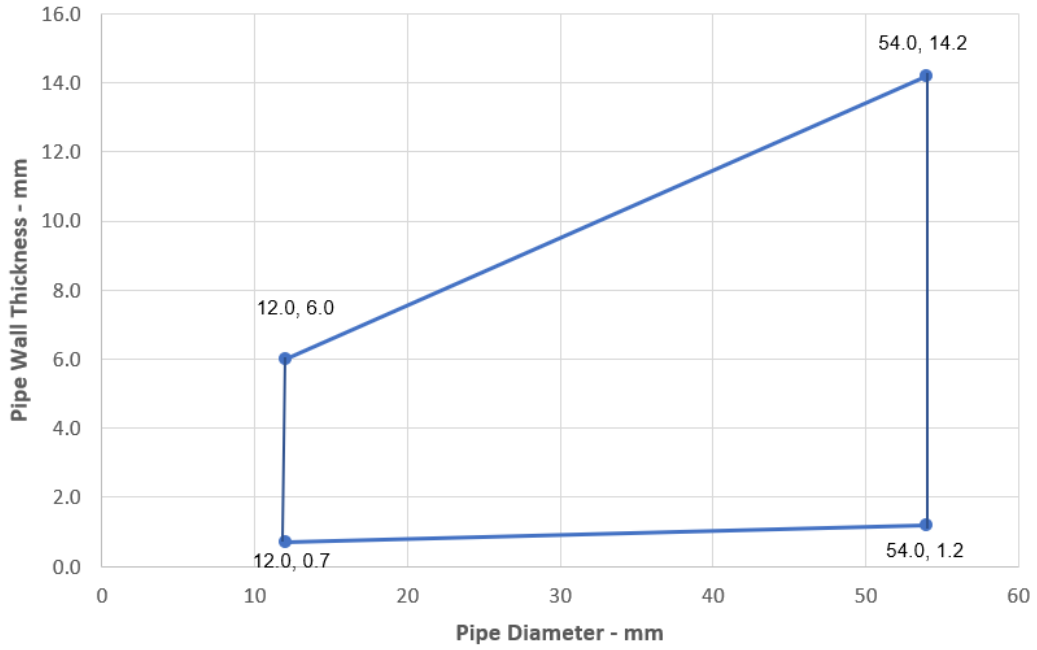
Services	Insulation	Classification
Copper or steel pipe with minimum 75 kg/m <sup>3</sup> density glass wool insulation		
Maximum 12 mm diameter/0.7-6.0 mm wall*	20 mm thick	EI 240, EI 90 C/C
Maximum 54 mm diameter/1.2-14.2 mm wall*	20-40mm thick	EI 90 C/C
ALUPEX pipe with minimum 75 kg/m <sup>3</sup> density glass wool insulation		
Maximum 16 mm diameter/2.25-8.0 mm wall*	20 mm thick	EI 120 C/C
Maximum 75 mm diameter/4.6-14.2 mm wall*	20-50mm thick	EI 120 C/C

\*See below graphs for interpolation pipe sizes

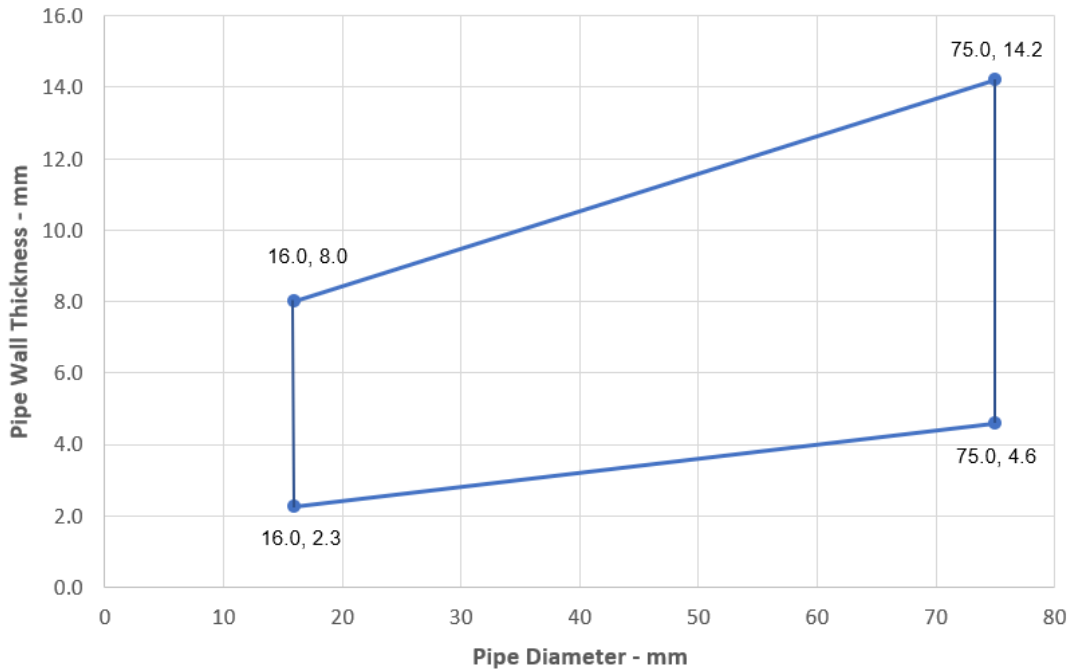
#### Declaration of Performance

SikaSeal-632 Fire Putty+  
30816702  
2025.01, ver. 1  
1549

### Copper or Steel Pipes - EI 90 C/C



### Alupex Pipes - EI 120 C/C

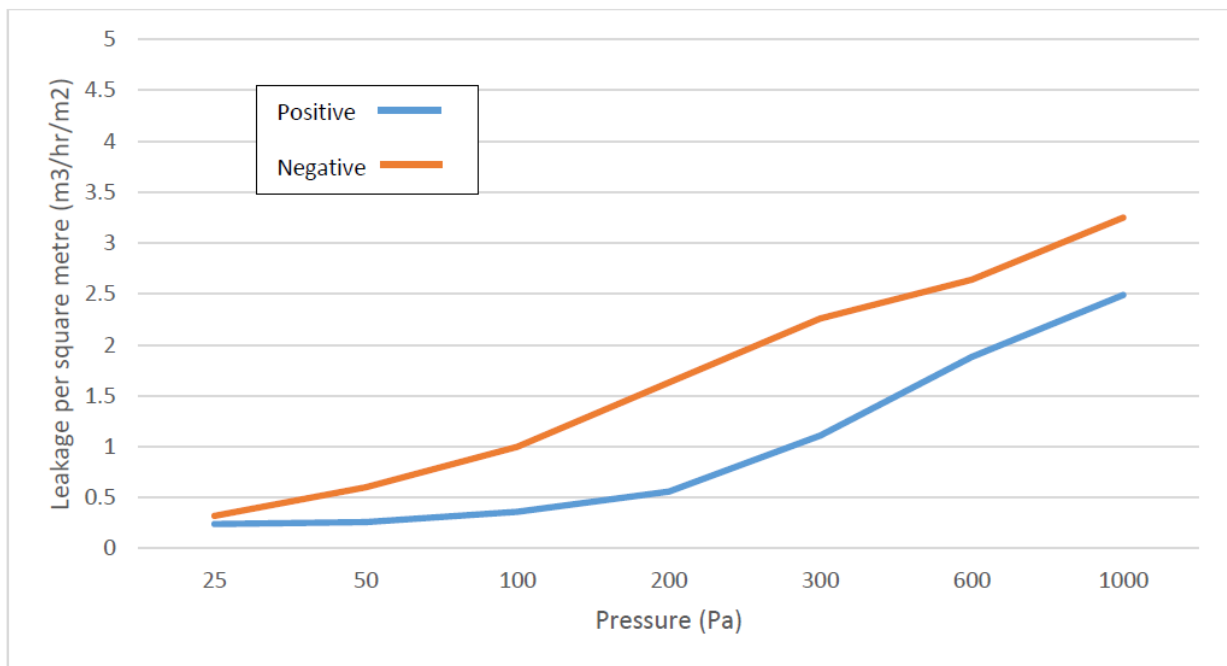


**Declaration of Performance**  
SikaSeal-632 Fire Putty+  
30816702  
2025.01, ver. 1  
1549



## ANNEX B – AIR PERMEABILITY – SIKASEAL-632 FIRE PUTTY+

Product tested	SikaSeal-632 Fire Putty+ Cord around 48mm electrical cable in 58mm hole		
	Summary of testing procedure		Result
	Pressure (Pa)	Leakage (m <sup>3</sup> /h)	Leakage (m <sup>3</sup> /m <sup>2</sup> /h)
Results under negative chamber pressure	25	0.32	N/A
	50	0.60	N/A
	100	1.00	N/A
	200	1.63	N/A
	300	2.26	N/A
	600	2.64	N/A
	1000	3.25	N/A
Results under positive chamber pressure	25	0.24	N/A
	50	0.26	N/A
	100	0.36	N/A
	200	0.56	N/A
	300	1.11	N/A
	600	1.88	N/A
	1000	2.49	N/A



### Declaration of Performance

SikaSeal-632 Fire Putty+  
30816702  
2025.01, ver. 1  
1549

---

**8 LÄMPLIG TEKNISK DOKUMENTATION OCH/ELLER  
SÄRSKILD TEKNISK DOKUMENTATION**

---

Prestandan för ovanstående produkt överensstämmer med den angivna prestandan.  
Denna prestandadeklaration har utfärdats i enlighet med förordning (EU) nr  
305/2011 på eget ansvar av den tillverkare som anges ovan.

Undertecknad på tillverkarens vägnar av:

---

Namn: Daniel Jonsson  
Funktion: VD  
Spånga den 06 januari 2025

Namn: Jörgen Backman  
Funktion: Produktchef  
Spånga den 06 januari 2025




---

Slut på information som krävs enligt förordning (EU) nr. 305/2011

**Declaration of Performance**

SikaSeal-632 Fire Putty+  
30816702  
2025.01, ver. 1  
1549

## FULL CE MARK

 21
Sika Services AG, Zurich, Switzerland
30816702
Resistance to fire - Annex A
Air permeability – Annex B
Durability Z <sub>2</sub>
Airborne sound insulation - Rw (C;C <sub>tr</sub> )= 67 (-2;-7) dB

### Declaration of Performance

SikaSeal-632 Fire Putty+

30816702

2025.01, ver. 1

1549

38/73

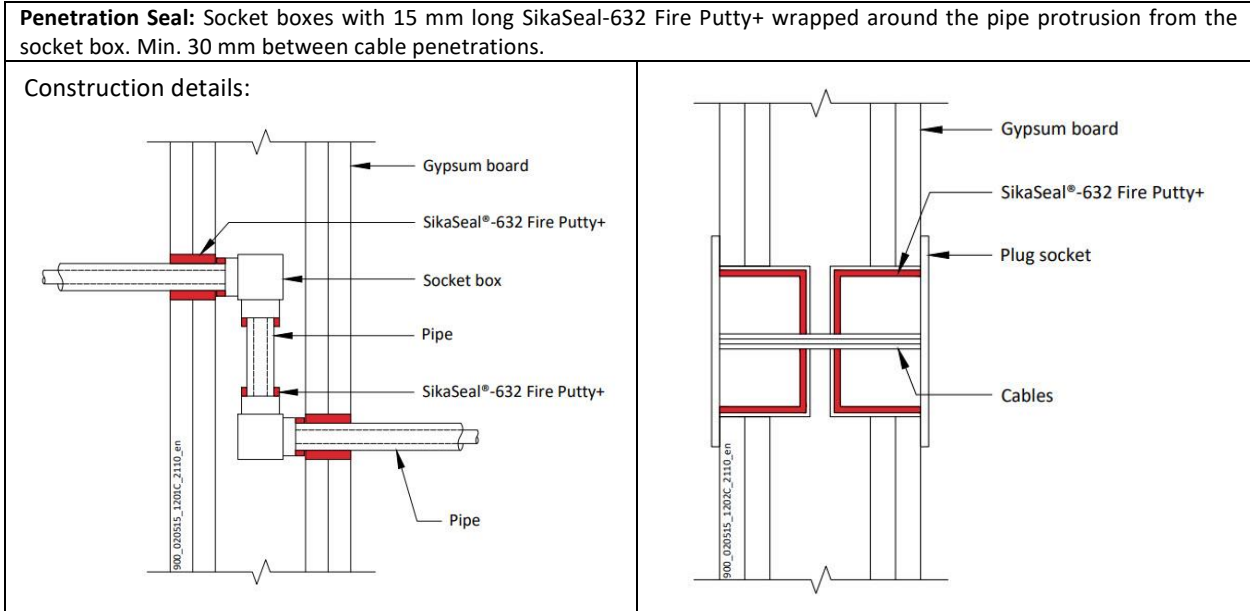
**BUILDING TRUST**



# ANNEX A – RESISTANCE TO FIRE CLASSIFICATION – SIKASEAL-632 FIRE PUTTY+

## A.1 Flexible wall constructions with wall thickness of minimum 100 mm

### A.1.1 Pipe and cable penetration seals with 4 mm thick SikaSeal-632 Fire Putty+ in socket box



#### A.1.1.1 Double side penetration seal with pipes in socket boxes

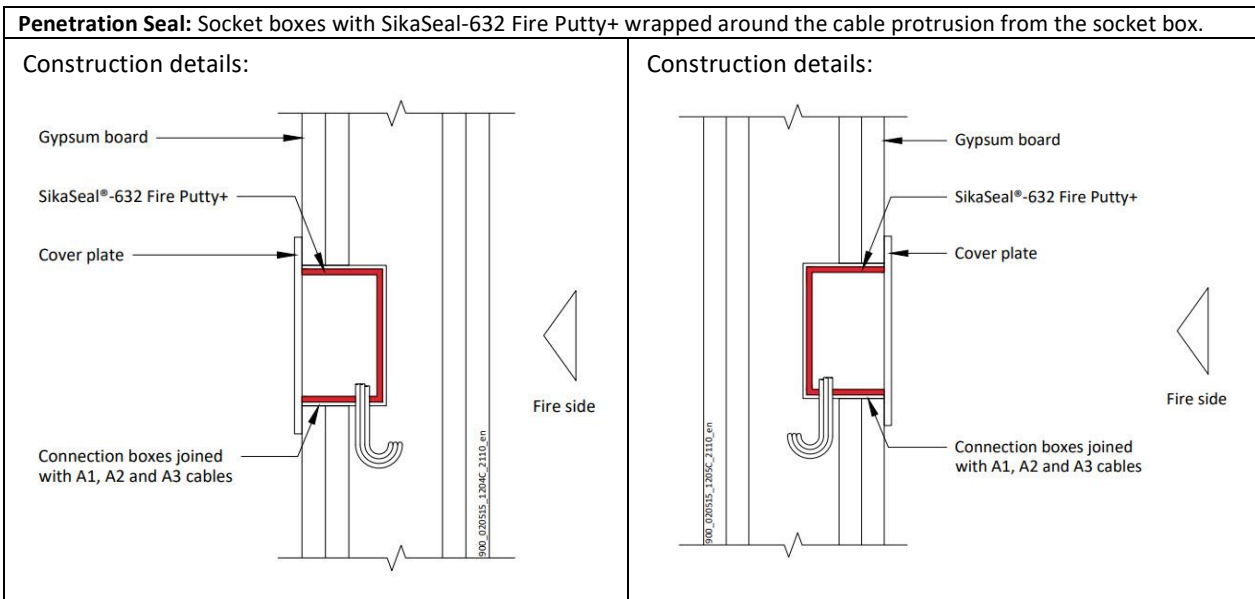
Services	Socket box	SikaSeal-632 Fire Putty+ - mm	Aperture mm	Classification
Høiax 25mm PEX pipe in pipe hose	Single or double Høiax Push Wallbox 15mm*	174 x 64 x 4 mm pad around pipe / 50 Ø x 25 mm at back of the box	63 Ø	EI 90
Cables up to 14 mm diameter	UK standard double socket box, maximum 130mm wide x 70mm high x 47mm deep, each with up to 22mm hole cut to accept the cables	Interior of box fully lined with pad	Maximum 135 wide x 75 high	EI 60

\*Fixed directly to studs or with steel plate between studs.

#### Declaration of Performance

SikaSeal-632 Fire Putty+  
30816702  
2025.01, ver. 1  
1549

### A.1.2 Cable penetration seals with 4 mm thick SikaSeal-632 Fire Putty+ in socket box



#### A.1.2.1 Single side penetration seal with cables in socket boxes

Services	Socket box	SikaSeal-632 Fire Putty+	Position	Aperture mm	Classification
Cables up to 14 mm diameter	Schneider Electric Ref. IMT 36026 connection box, 72mm wide x 90mm high x 50mm deep	Fitted lining the back of the back box	Side by side – 1 fitted to each face, or separated	73 wide x 91 High x 51 deep	E 60, EI 45
Cables up to 14 mm diameter	Elko 4189 1223720 connection box, 72mm wide x 90mm high x 58mm deep	Interior of box fully lined with pad	Adjacent – 1 fitted to each face, or separated	92 wide x 112 High	EI 90
Cables up to 14 mm diameter	ELKO 5421 123740 connection box, 73mm wide x 73mm high x 55mm deep	Interior of box fully lined with pad	Side by side – 1 fitted to each face, or separated	74 wide x 74 High	EI 90

#### Declaration of Performance

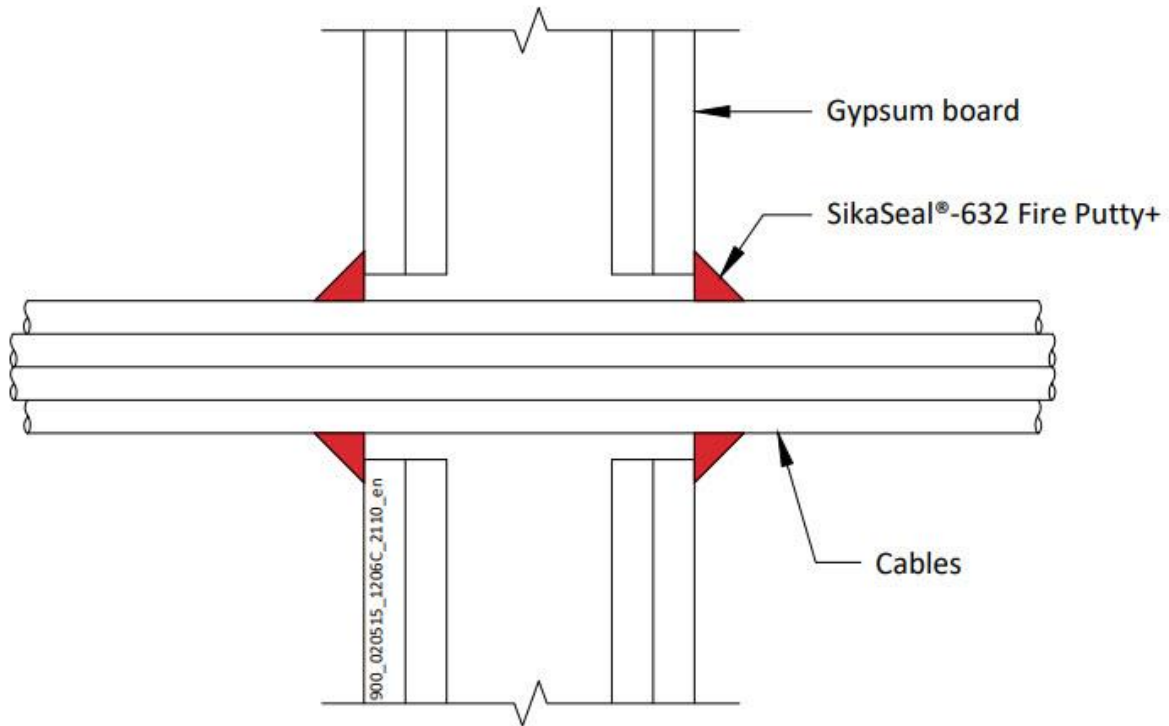
SikaSeal-632 Fire Putty+  
30816702  
2025.01, ver. 1  
1549



### A.1.3 Double sided penetration seal with cables

**Penetration Seal:** Cables (single or bundled up to 50 mm  $\varnothing$ ) penetrating through a flexible or rigid wall construction and fitted at any position within the aperture, sealed with a 15mm diameter cord of SikaSeal-632 Fire Putty+ on both sides of the wall. Maximum annular space 10 mm (A1) and minimum separation between penetration seals 30 mm (A2).

Construction details:



#### A.1.3.1

Services	Classification
Blank seal with a 15 mm deep cord of SikaSeal-632 Fire Putty+ on both sides of the wall	EI 120
Cables up to 21 mm diameter, single or in a bundle up to 50 mm diameter*	EI 120
Cables up to 80 mm diameter, single or in a bundle up to 50 mm diameter*	EI 60

\* Cable specification from EN 1366-3 standard cable configuration

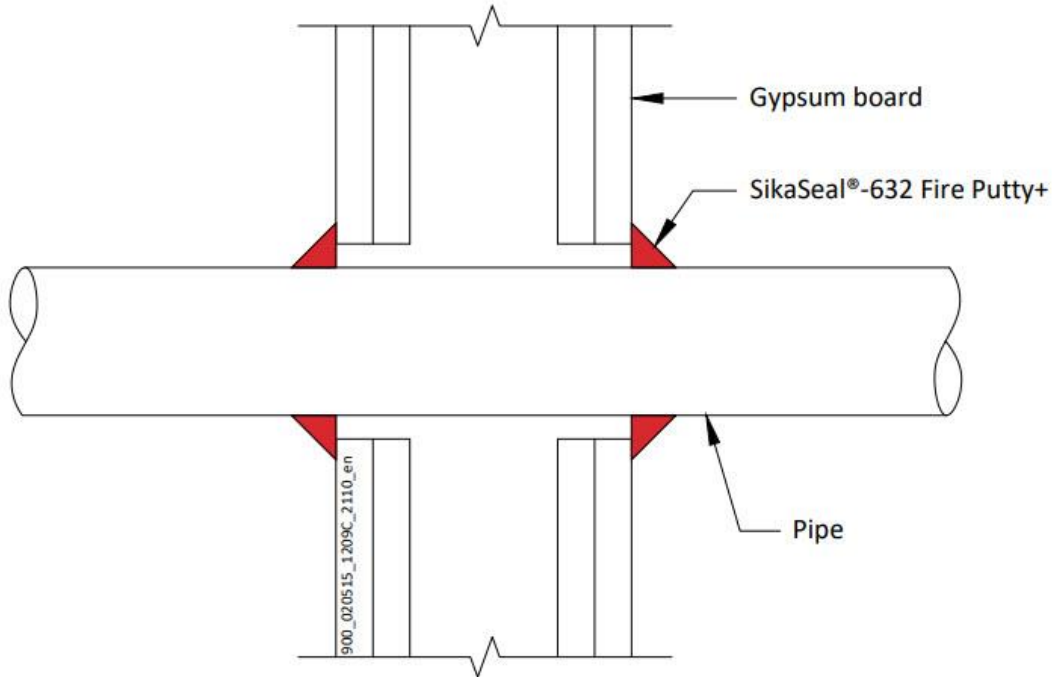
#### Declaration of Performance

SikaSeal-632 Fire Putty+  
30816702  
2025.01, ver. 1  
1549

#### A.1.4 Double sided penetration seal with metallic pipes

**Penetration Seal:** Metallic pipes penetrating through a flexible or rigid wall construction and fitted at any position within the aperture, sealed with a 15mm diameter cord of SikaSeal-632 Fire Putty+ on both sides of the wall. Maximum annular space 10 mm (A1) and minimum separation between penetration seals 30 mm (A2).

Construction details:



##### A.1.4.1

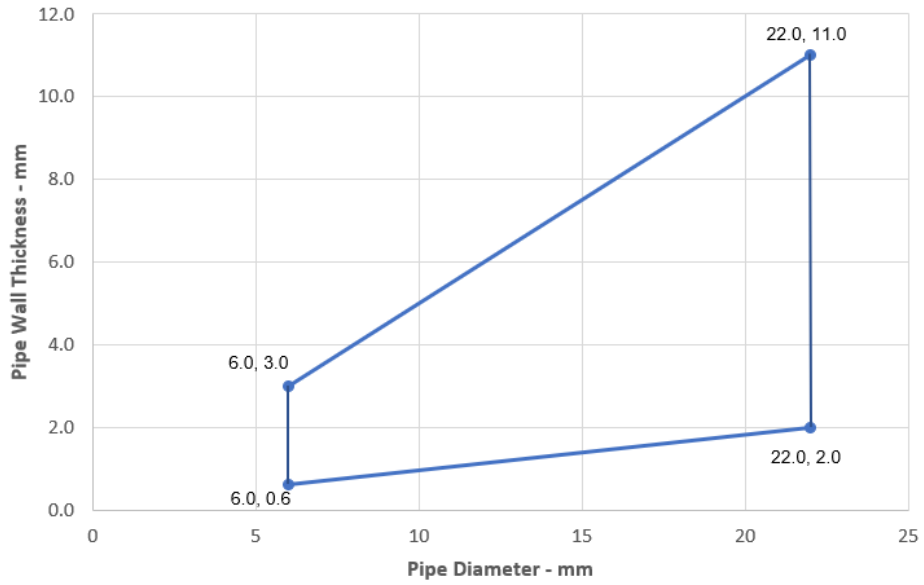
Services	Insulation	Classification
<b>Mild or stainless steel pipe</b>		
Maximum 22 mm diameter*	None needed	<b>EI 120 C/U</b>
23-30 mm diameter*	None needed	<b>E 120, EI 45 C/U</b>
<b>ALUPEX pipe</b>		
16 mm diameter*	None needed	<b>EI 120 C/C</b>
17-20 mm diameter*	None needed	<b>E 120, EI 90 C/C</b>
<b>Copper or steel pipe</b>		
6 mm diameter*	None needed	<b>EI 120 C/C</b>
7-12 mm diameter*	None needed	<b>E 120, EI 60 C/C</b>

\*See below graphs for interpolation pipe sizes

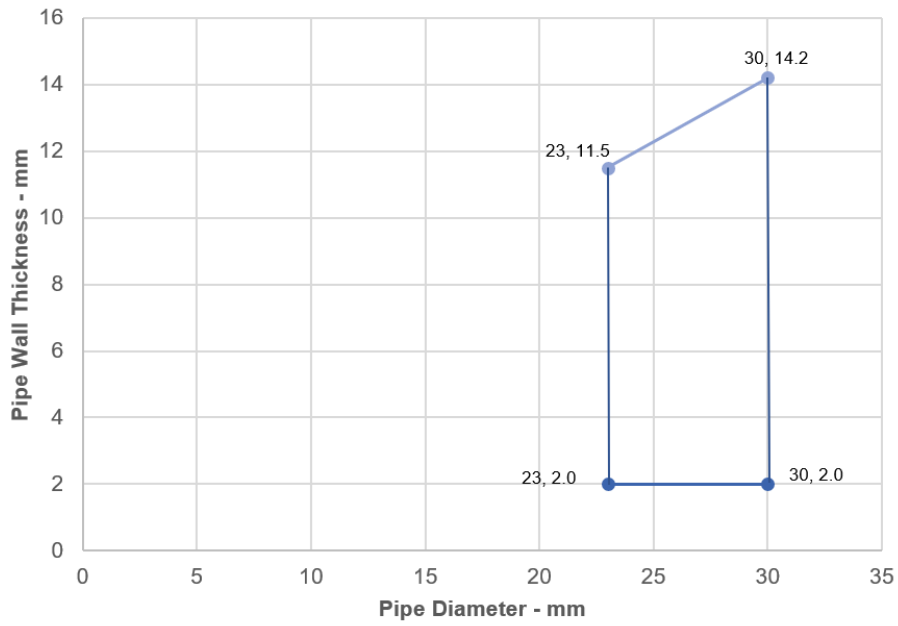
#### Declaration of Performance

SikaSeal-632 Fire Putty+  
30816702  
2025.01, ver. 1  
1549

### Mild or Stainless Steel Pipes - EI 120 C/C



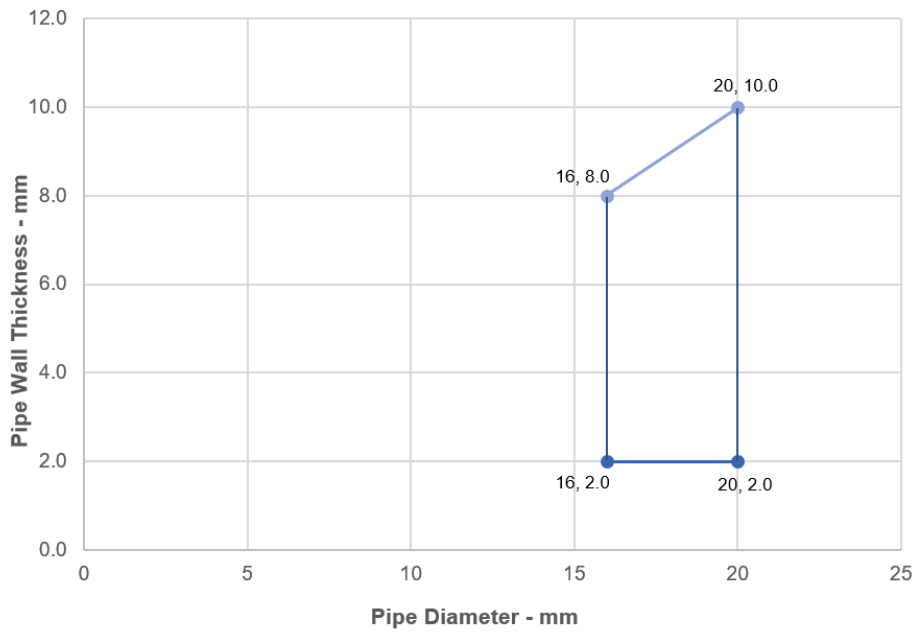
### Steel Pipes - E 120, EI 45 C/U



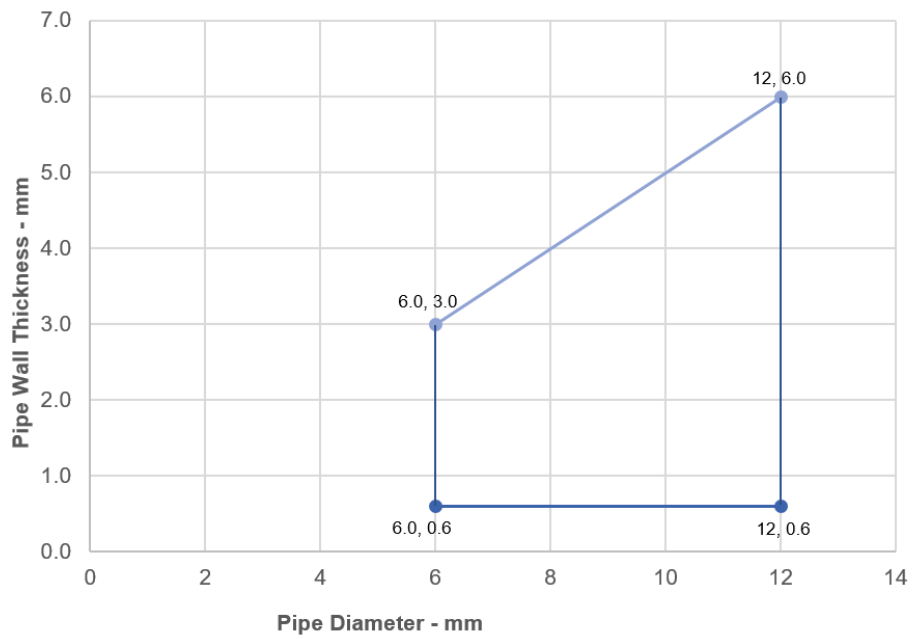
**Declaration of Performance**  
SikaSeal-632 Fire Putty+  
30816702  
2025.01, ver. 1  
1549



### ALUPEX Pipes - E 120, EI 90 C/C



### Copper Pipes- E120, EI 60 C/C



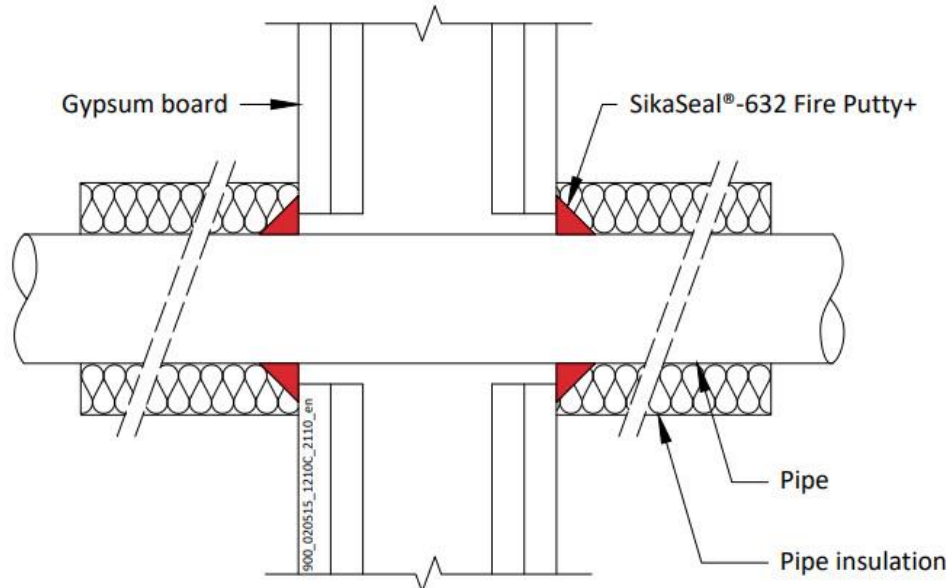
**Declaration of Performance**  
SikaSeal-632 Fire Putty+  
30816702  
2025.01, ver. 1  
1549



### A.1.5 Double sided penetration seal with insulated metallic pipes, Local Interrupted (LI)

**Penetration Seal:** Metallic pipes insulated with minimum 80 kg/m<sup>3</sup> density mineral wool insulation, Local Interrupted (LI), penetrating through a flexible or rigid wall construction, fitted at any position within the aperture, sealed with a 15mm diameter cord of SikaSeal-632 Fire Putty+ on both sides of the wall. Maximum annular space 10 mm (A1) and minimum separation between penetration seals 30 mm (A2).

Construction details:



#### A.1.5.1

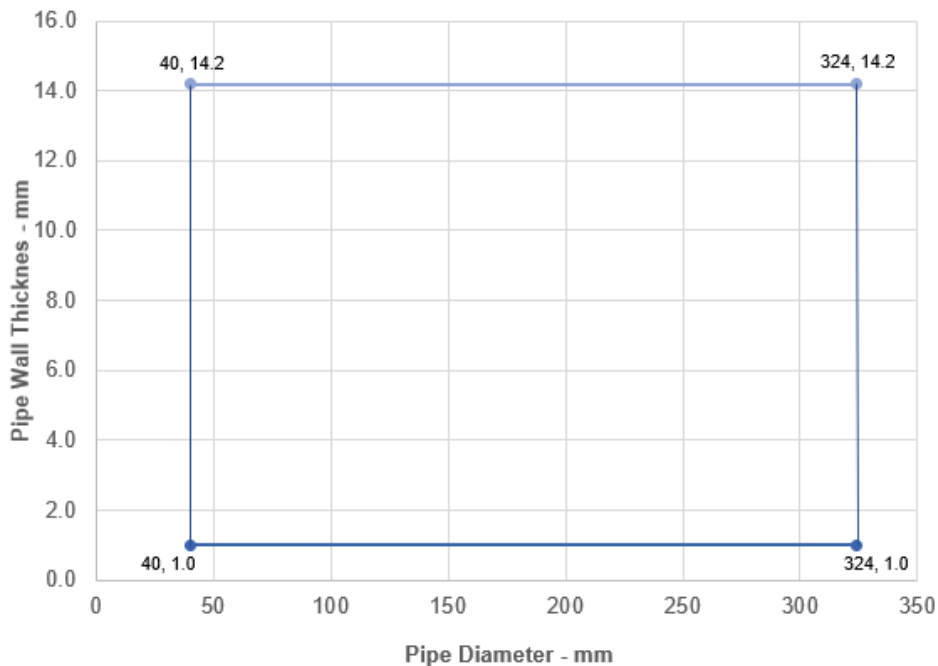
Services	Insulation	Classification
Mild or stainless steel pipe, with minimum 80 kg/m <sup>3</sup> density mineral wool insulation		
Maximum 40 mm diameter*	Minimum 20 mm thick insulation, 500 mm long butted up to the wall on both faces	EI 120 C/U
40-324 mm diameter*	Minimum 30 mm thick insulation, 500 mm long butted up to the wall on both faces	EI 120 C/U
Copper or steel pipe with minimum 80 kg/m <sup>3</sup> density mineral wool insulation		
Maximum 54 mm diameter/1.2-14.2 mm wall	Minimum 20 mm thick insulation, 500 mm long butted up to the wall on both faces	E 90, EI 60 C/C
ALUPEX pipe with minimum 80 kg/m <sup>3</sup> density mineral wool insulation		
Maximum 16 mm diameter*	Minimum 20 mm thick insulation, 500 mm long butted up to the wall on both faces	EI 90 C/C
Maximum 75 mm diameter*	Minimum 30 mm thick insulation, 500 mm long butted up to the wall on both faces	EI 90 C/C

\*See below graphs for interpolation pipe sizes

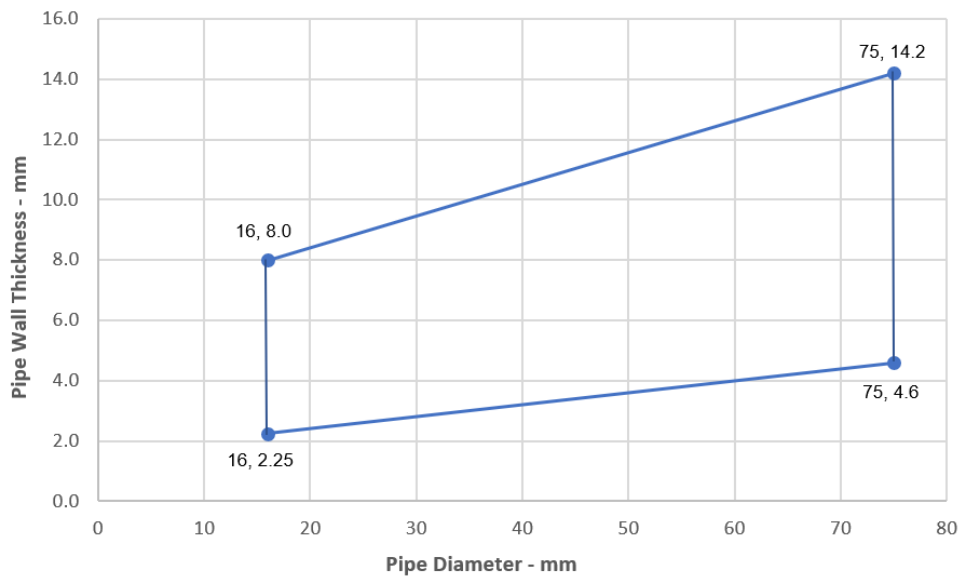
#### Declaration of Performance

SikaSeal-632 Fire Putty+  
30816702  
2025.01, ver. 1  
1549

**Steel Pipes with 30 mm Thick Insulation - EI 120, C/U**



**ALUPEX Pipes with 30 mm Thick Insulation - EI 90 C/C**



**Declaration of Performance**

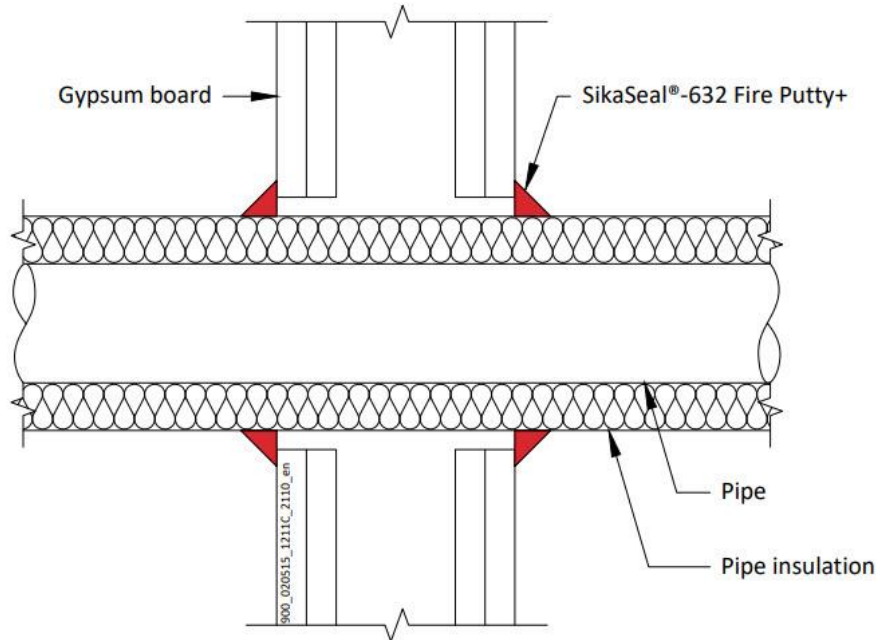
SikaSeal-632 Fire Putty+  
 30816702  
 2025.01, ver. 1  
 1549



### A.1.6 Double sided penetration seal with insulated metallic pipes, Continuous Sustained (CS)

**Penetration Seal:** Metallic pipes insulated with minimum 80 kg/m<sup>3</sup> density mineral wool insulation, Continuous Sustained (CS), penetrating through a flexible or rigid wall construction, fitted at any position within the aperture, sealed with a 15mm diameter cord of SikaSeal-632 Fire Putty+ on both sides of the wall. Maximum annular space 10 mm (A1) and minimum separation between penetration seals 30 mm (A2).

Construction details:



#### A.1.6.1

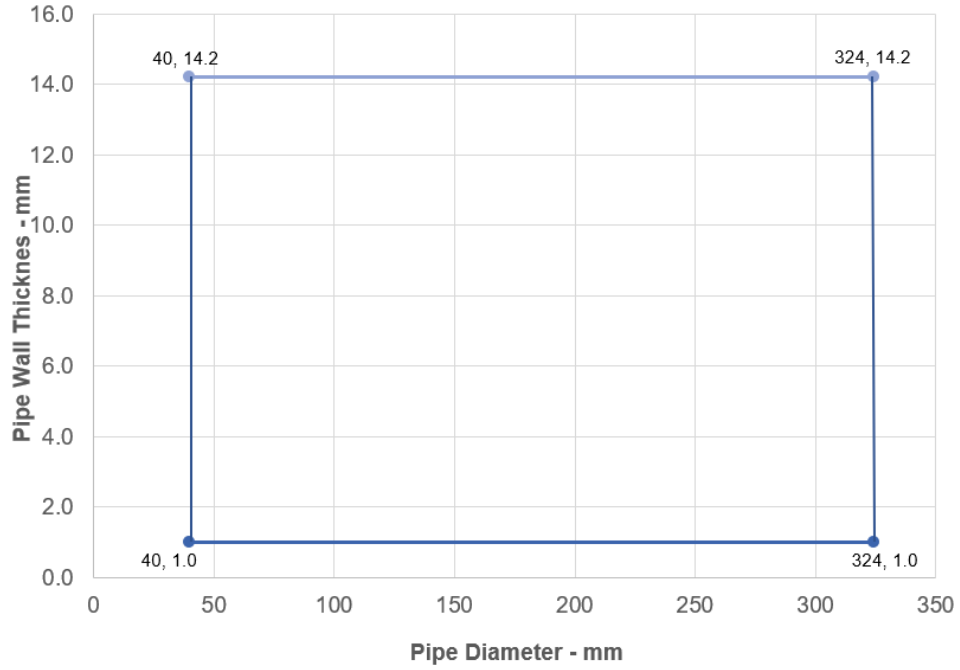
Services	Insulation	Classification
Mild or stainless steel pipe, with minimum 80 kg/m <sup>3</sup> density mineral wool insulation		
Maximum 40 mm diameter*	20 mm thick	EI 120 C/U
40-324 mm diameter*	30-80 mm thick	E 90, EI 60 C/U
Copper or steel pipe with minimum 80 kg/m <sup>3</sup> density mineral wool insulation		
Maximum 12 mm diameter/0.7-6.0 mm wall*	20 mm thick	E90, EI 60 C/C
Maximum 54 mm diameter/1.2-14.2 mm wall,	30-80 mm thick	E 90, EI 60 C/C
ALUPEX pipe with minimum 80 kg/m <sup>3</sup> density mineral wool insulation		
Maximum 16 mm diameter*	20 mm thick	EI 90 C/C
Maximum 75 mm diameter*	30-80 mm thick	EI 90 C/C

\*See below graphs for interpolation pipe sizes

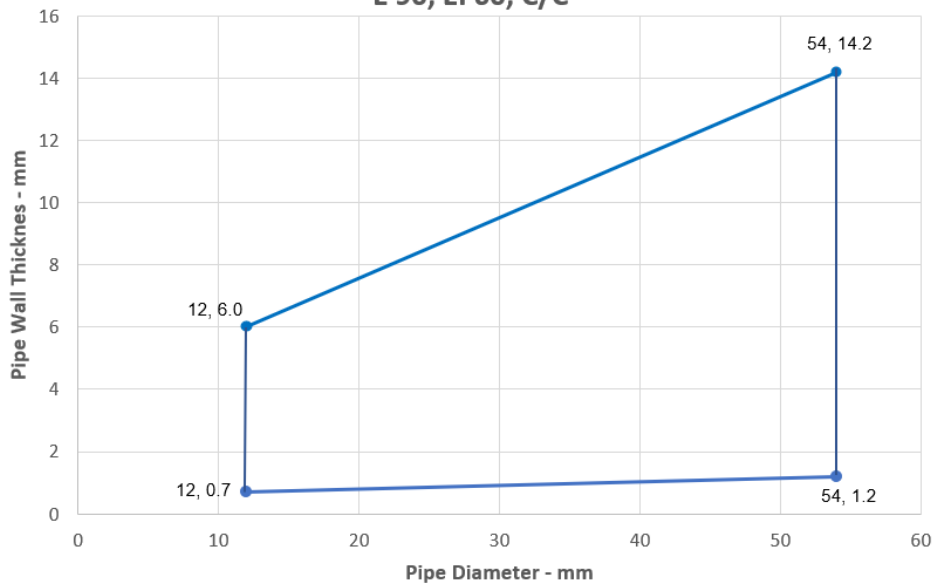
#### Declaration of Performance

SikaSeal-632 Fire Putty+  
30816702  
2025.01, ver. 1  
1549

### Steel Pipes with 30-80 mm Thick Insulation- E 90, EI 60, C/U



### Copper or Steel Pipes with 30-80 mm Thick Insulation E 90, EI 60, C/C

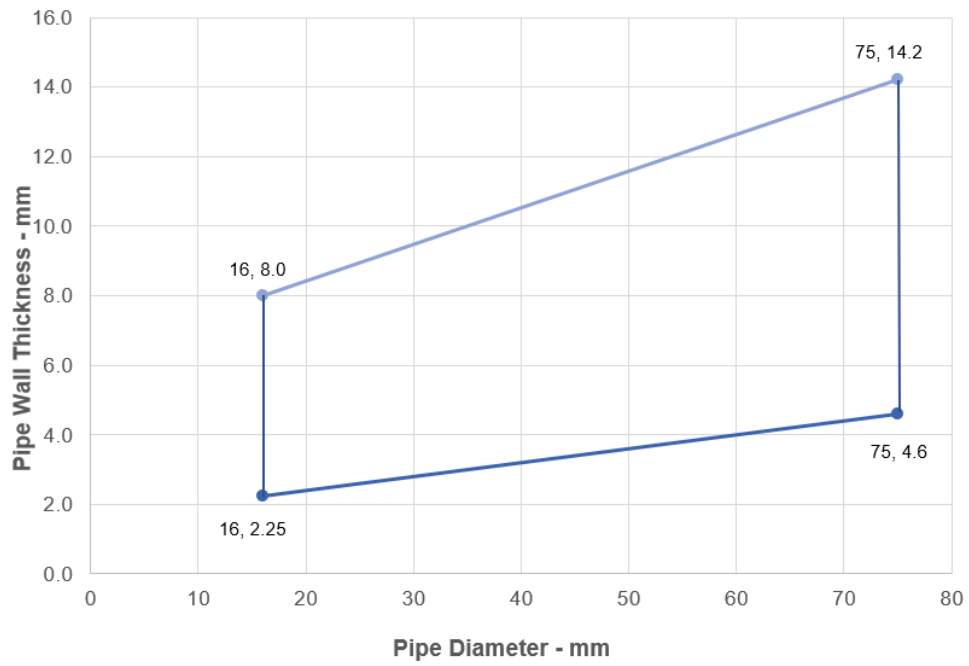


#### Declaration of Performance

SikaSeal-632 Fire Putty+  
30816702  
2025.01, ver. 1  
1549



### ALUPEX Pipes with 30-80 mm Thick Insulation - EI 90 C/C



**Declaration of Performance**  
SikaSeal-632 Fire Putty+  
30816702  
2025.01, ver. 1  
1549

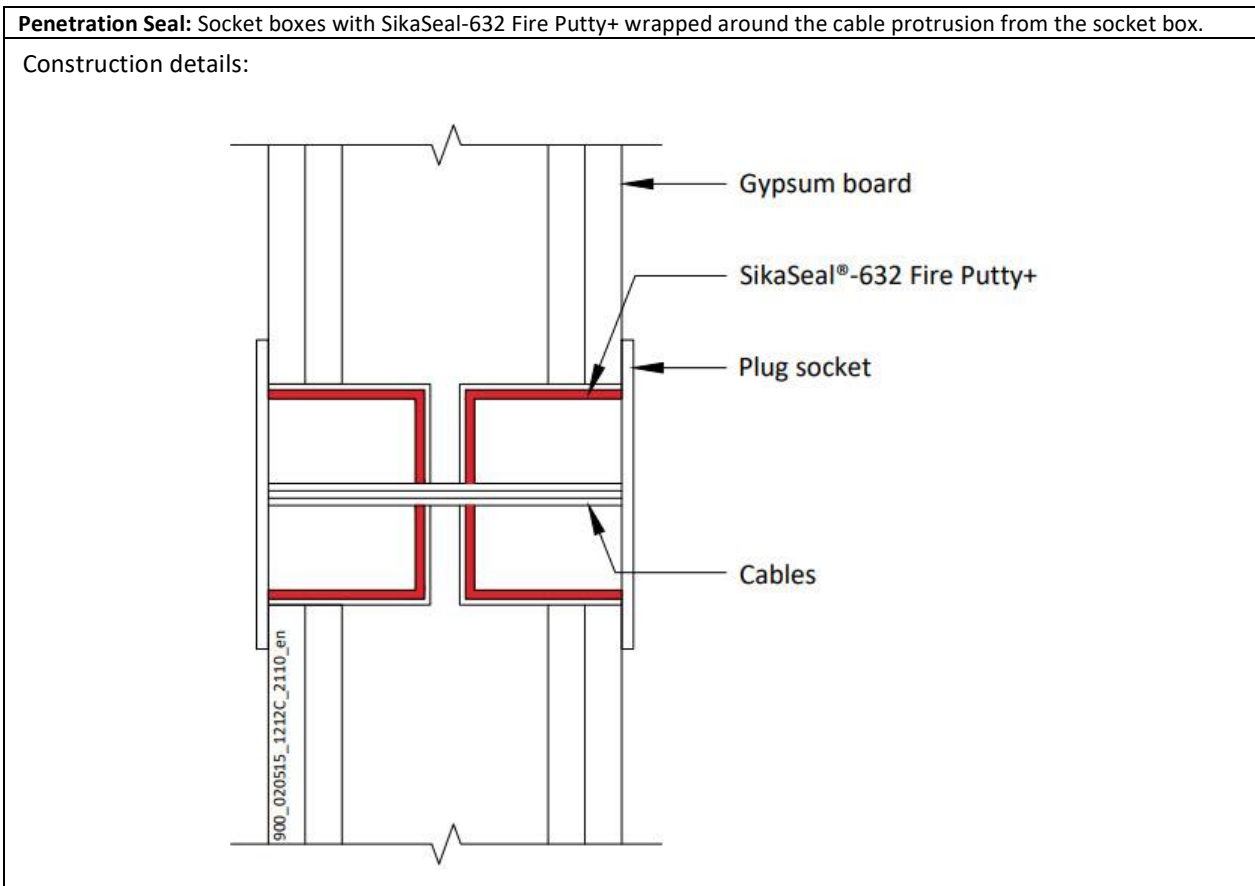
49/73

**BUILDING TRUST**



**A.2 Flexible wall constructions with wall thickness of minimum 120 mm**

**A.2.1 Cable penetration seals with 4 mm thick SikaSeal-632 Fire Putty+ in socket box**



**A.2.1.1 Double side penetration seal with cables in socket boxes**

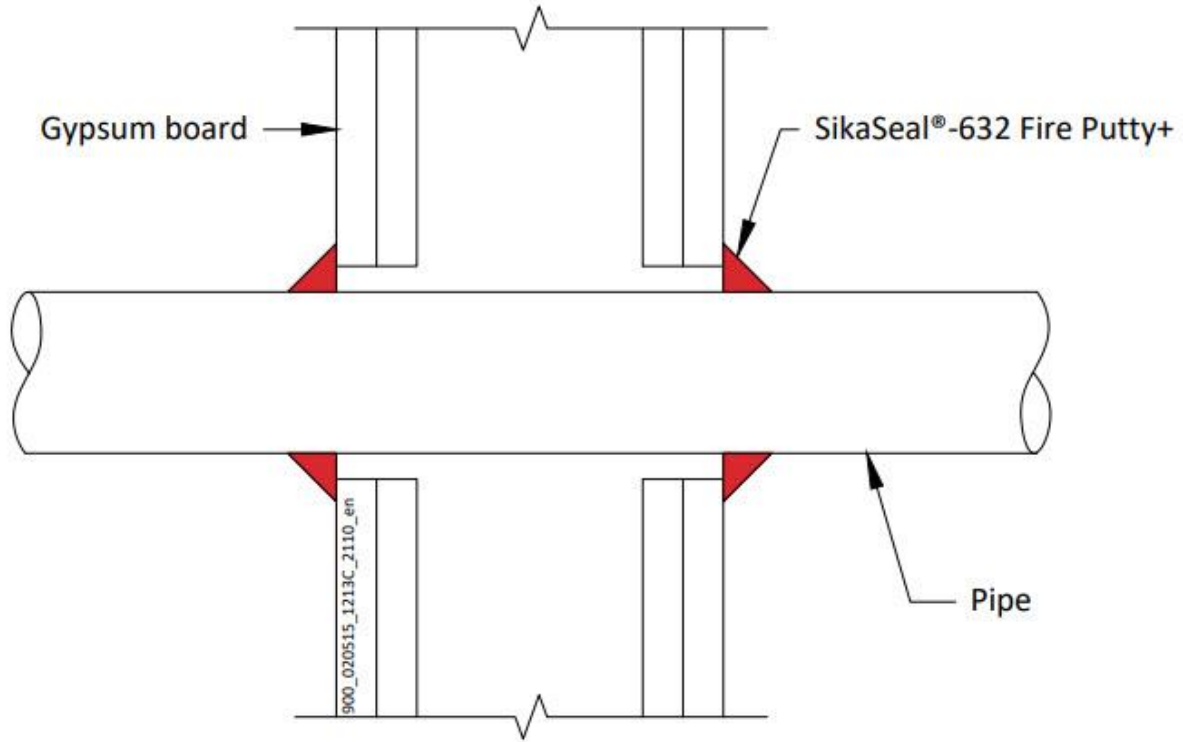
Services	Socket box	SikaSeal-632 Fire Putty+	Position	Aperture mm	Classification
Cables up to 14 mm diameter	UK standard double socket box, maximum 130mm wide x 70mm high x 48mm deep, each with a 25mm wide x 14mm high knock out section centrally located at the bottom back angle of the box to accept the cables	Interior of box fully lined with pad	Back to back – 1 fitted to each face, or separated	Maximum 135 wide x 72 High	EI 120
2.5 mm twin and earth cables					

**Declaration of Performance**  
 SikaSeal-632 Fire Putty+  
 30816702  
 2025.01, ver. 1  
 1549

### A.2.2 Double sided penetration seal with metallic pipes

**Penetration Seal:** Metallic pipes penetrating through a flexible or rigid wall construction and fitted at any position within the aperture, sealed with a 15mm diameter cord of SikaSeal-632 Fire Putty+ on both sides of the wall. Maximum annular space 10 mm (A1) and minimum separation between penetration seals 30 mm (A2).

Construction details:



#### A.2.2.1

Services	Insulation	Classification
Mild or stainless steel pipe		
Maximum 324 mm diameter/6.35-14.2 mm wall	None needed	E 90, EI 20 C/U
ALUPEX pipe		
Maximum 75 mm diameter/4.6-14.2 mm wall	None needed	EI 90 C/C
Copper or steel pipe		
Maximum 54 mm diameter/1.2-14.2 mm wall	None needed	E 90, EI 15 C/C

#### Declaration of Performance

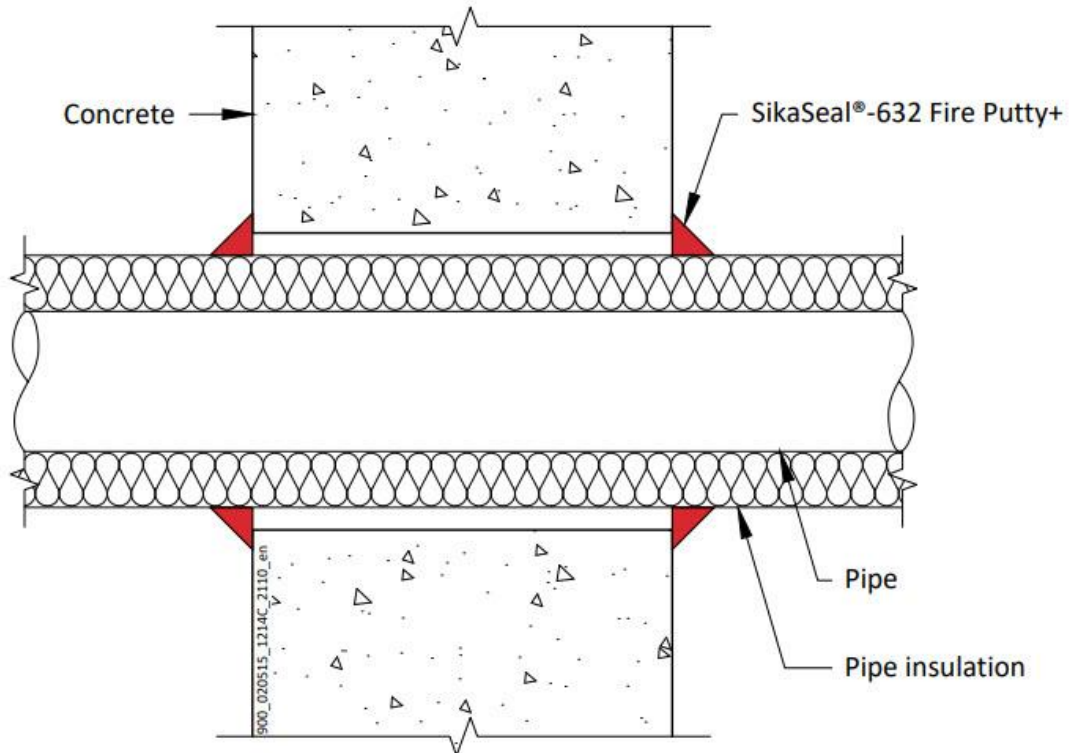
SikaSeal-632 Fire Putty+  
30816702  
2025.01, ver. 1  
1549

### A.3 Rigid wall constructions with wall thickness of minimum 150 mm

#### A.3.1 Double sided penetration seal with insulated metallic pipes, Continuous Sustained (CS)

**Penetration Seal:** Metallic pipes insulated with minimum 80 kg/m<sup>3</sup> density mineral wool insulation, Continuous Sustained (CS), penetrating through a rigid wall construction, fitted at any position within the aperture, sealed with a 15mm diameter cord of SikaSeal-632 Fire Putty+ on both sides of the wall. Maximum annular space 10 mm (A1) and minimum separation between penetration seals 30 mm (A2).

Construction details:



##### A.3.1.1

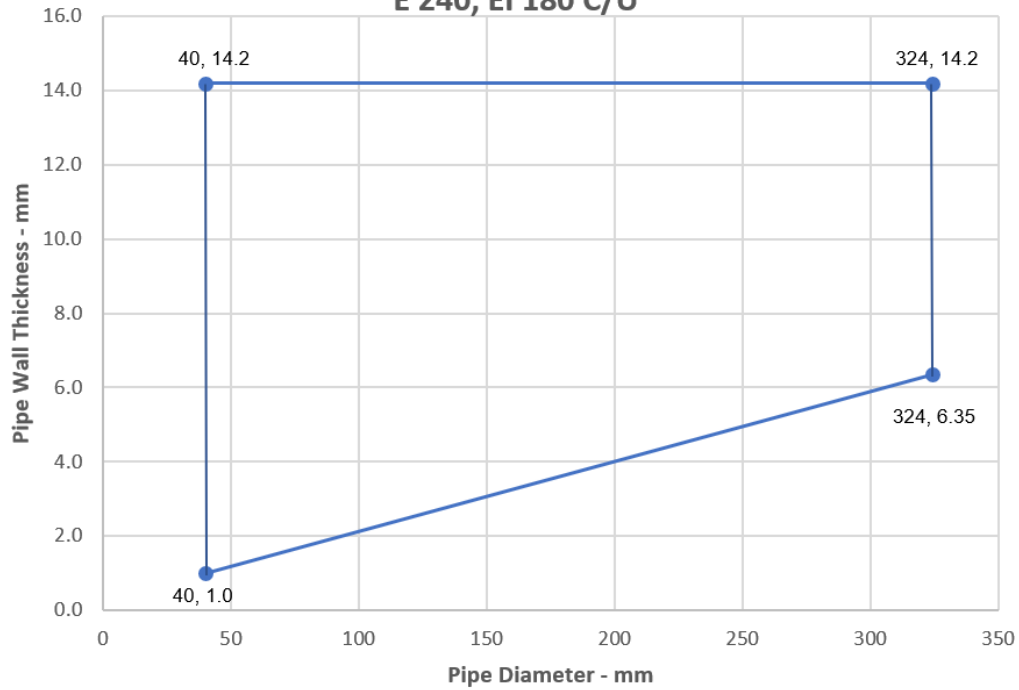
Services	Insulation	Classification
Mild or stainless steel pipe, with minimum 80 kg/m <sup>3</sup> density mineral wool insulation		
Maximum 40 mm diameter*	20 mm thick	EI 120 C/U
Maximum 324 mm diameter*	30-80 mm thick	E 240, EI 180 C/U
Copper or steel pipe with minimum 80 kg/m <sup>3</sup> density mineral wool insulation		
Maximum 54 mm diameter/1.2-14.2 mm wall	20 mm thick	E 240, EI 120 C/C
ALUPEX pipe with minimum 80 kg/m <sup>3</sup> density mineral wool insulation		
Maximum 16 mm diameter*	20 mm thick	EI 240 C/C
Maximum 75 mm diameter*	30 mm thick	EI 240 C/C

\*See below graphs for interpolation pipe sizes

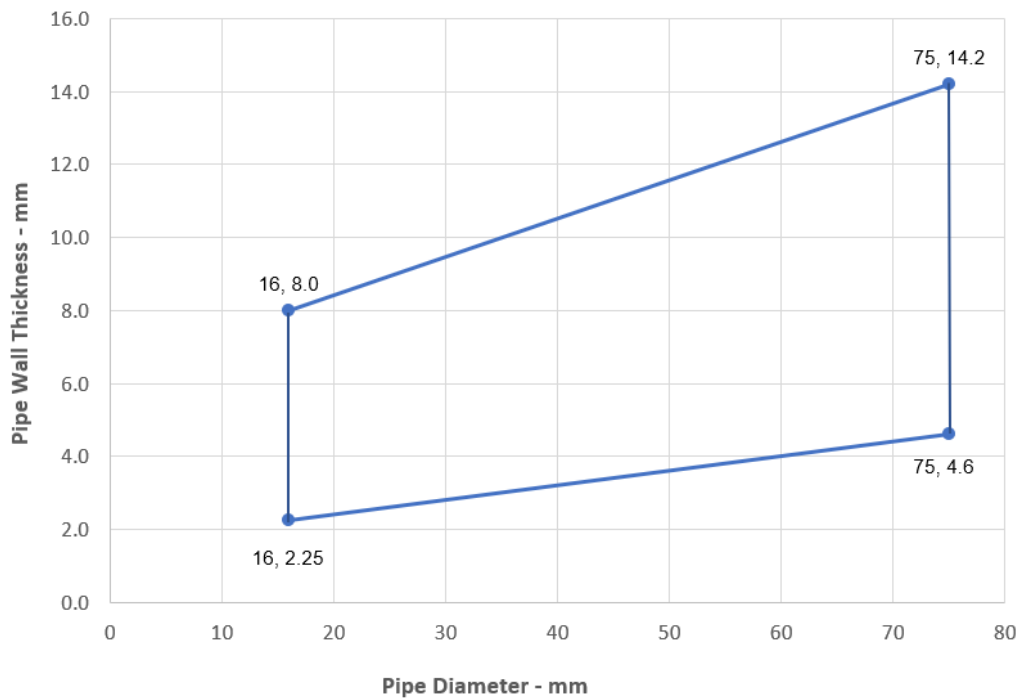
#### Declaration of Performance

SikaSeal-632 Fire Putty+  
30816702  
2025.01, ver. 1  
1549

**Mild or Stainless Pipes with 30-80 mm Thick Insulation  
E 240, EI 180 C/U**



**ALUPEX Pipes with 30 mm Thick Insulation - EI 240 C/C**



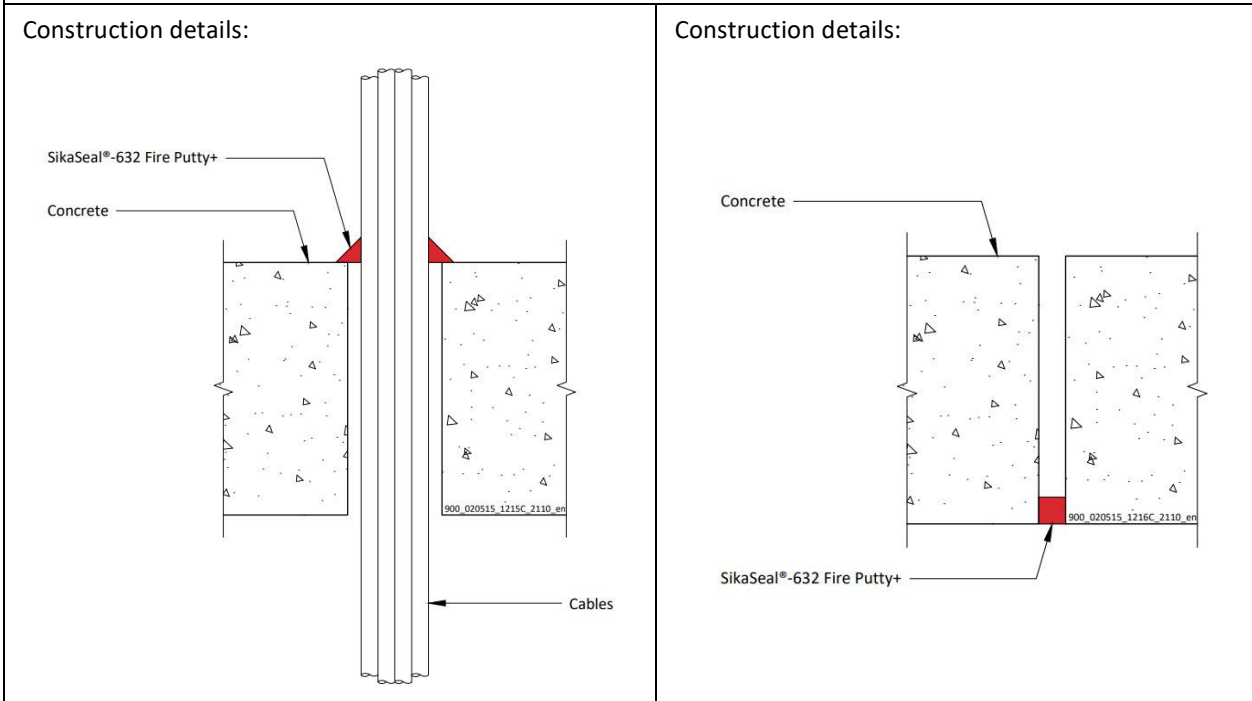
**Declaration of Performance**

SikaSeal-632 Fire Putty+  
30816702  
2025.01, ver. 1  
1549

## A.4 Rigid floor constructions with floor thickness of minimum 150 mm

### A.4.1 Single sided penetration seal with cables

**Penetration Seal:** Cables (single or bundled up to 50 mm Ø) penetrating through a rigid floor construction and fitted at any position within the aperture, sealed with a 15mm diameter cord of SikaSeal-632 Fire Putty+ on the top face of the floor. Maximum annular space 10 mm (A1) and minimum separation between penetration seals 30 mm (A2). When incorporating blank penetration seals, the aperture is sealed with 15mm wide by 15mm thick cord of SikaSeal-632 Fire Putty+, applied flush with the bottom face of the floor.



#### A.4.1.1

Services	Classification
None (blank)	E 120, EI 30
Cables up to 21 mm diameter in tied bundles up to 50 mm diameter*	E 120, EI 60
Cables up to 21 mm diameter*	EI 120
Cables 22-50 mm diameter*	E 120, EI 90
Cables 51-80 mm diameter*	E 120, EI 60
Single 'A1' type cable*	EI 240
Single 'C3' type cable*	EI 240
Single 'E' type cable*	EI 120
Single 'D1' type cable*	EI 120
Single 'D2' type cable*	EI 120
Single 'D3' type cable*	E 240, EI 60

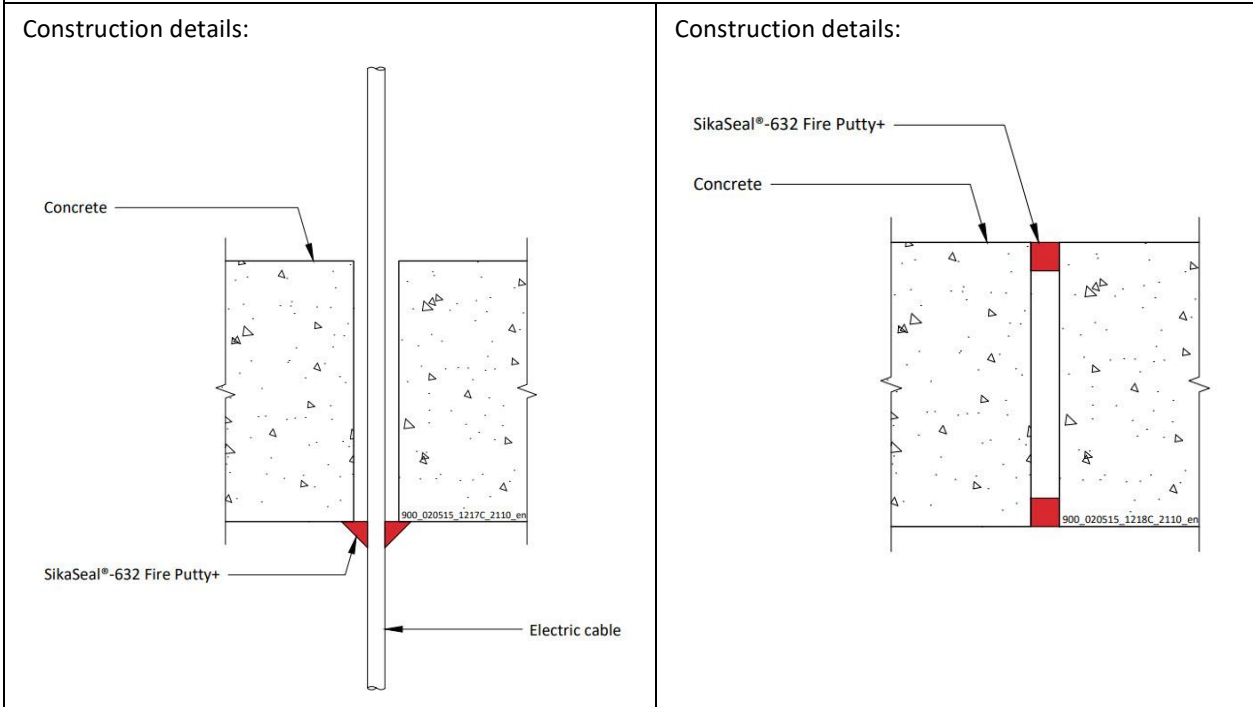
\* Cable specification from EN 1366-3 standard cable configuration

#### Declaration of Performance

SikaSeal-632 Fire Putty+  
30816702  
2025.01, ver. 1  
1549

### A.4.2 Single sided penetration seal with cables

**Penetration Seal:** Cables (single or bundled up to 75 mm  $\varnothing$ ) penetrating through a rigid floor construction and fitted at any position within the aperture, sealed with a 15mm diameter cord of SikaSeal-632 Fire Putty+ on the bottom face of the floor. Maximum annular space 10 mm (A1) and minimum separation between penetration seals 30 mm (A2). When incorporating blank penetration seals, the aperture is sealed with 15mm wide by 15mm thick cord of SikaSeal-632 Fire Putty+, applied flush with both faces of the floor.



#### A.4.2.1

Services	Seal size	Classification
None (blank)	15mm deep	EI 120
Cables up to 21 mm diameter in tied bundles up to 75mm diameter*	15 mm diameter cord	E 60, EI 45
Cables up to 21 mm diameter*		E 120, EI 60
Cables 22-80 mm diameter*		E 90, EI 45

\* Cable specification from EN 1366-3 standard cable configuration

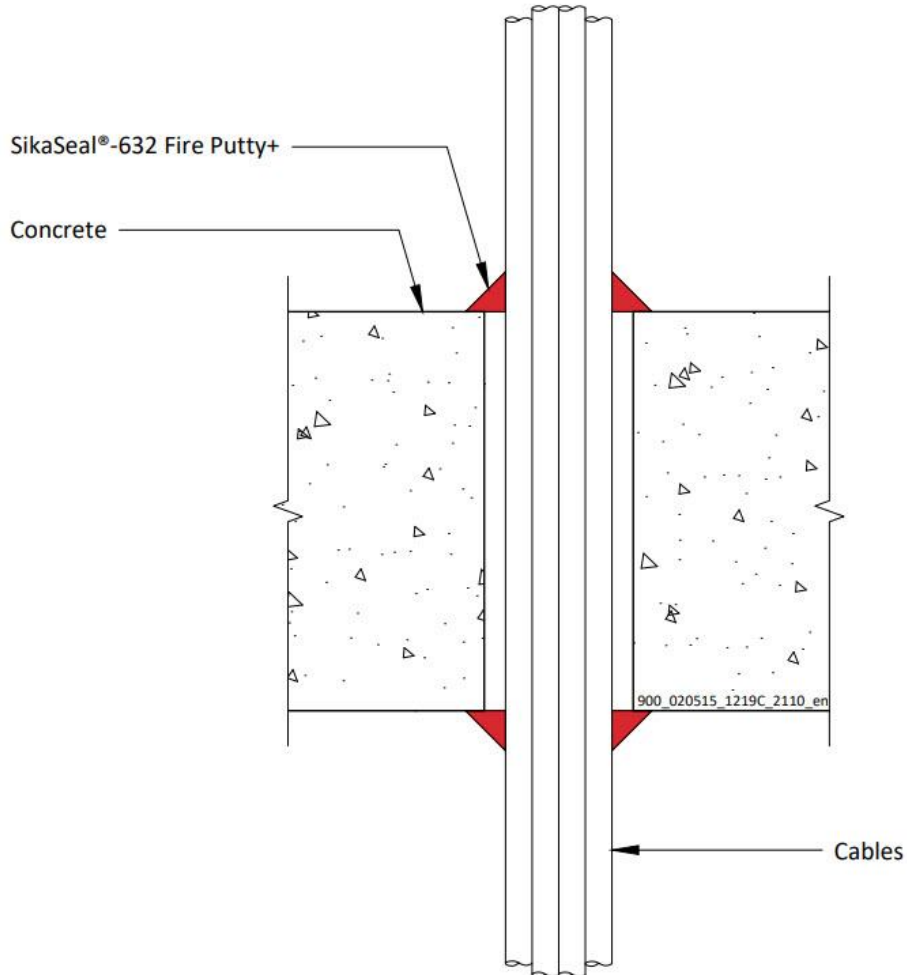
#### Declaration of Performance

SikaSeal-632 Fire Putty+  
30816702  
2025.01, ver. 1  
1549

### A.4.3 Double sided penetration seal with cables

**Penetration Seal:** Cables (single or bundled up to 50 mm Ø) penetrating through a rigid floor construction and fitted at any position within the aperture, sealed with a 15mm diameter cord of SikaSeal-632 Fire Putty+ on both sides of the floor. Maximum annular space 10 mm (A1) and minimum separation between penetration seals 30 mm (A2).

Construction details:



#### A.4.3.1

Services	Seal size	Classification
Cables up to 21 mm diameter in tied bundles up to 50 mm diameter*	15 mm diameter cord	EI 240

\* Cable specification from EN 1366-3 standard cable configuration

#### Declaration of Performance

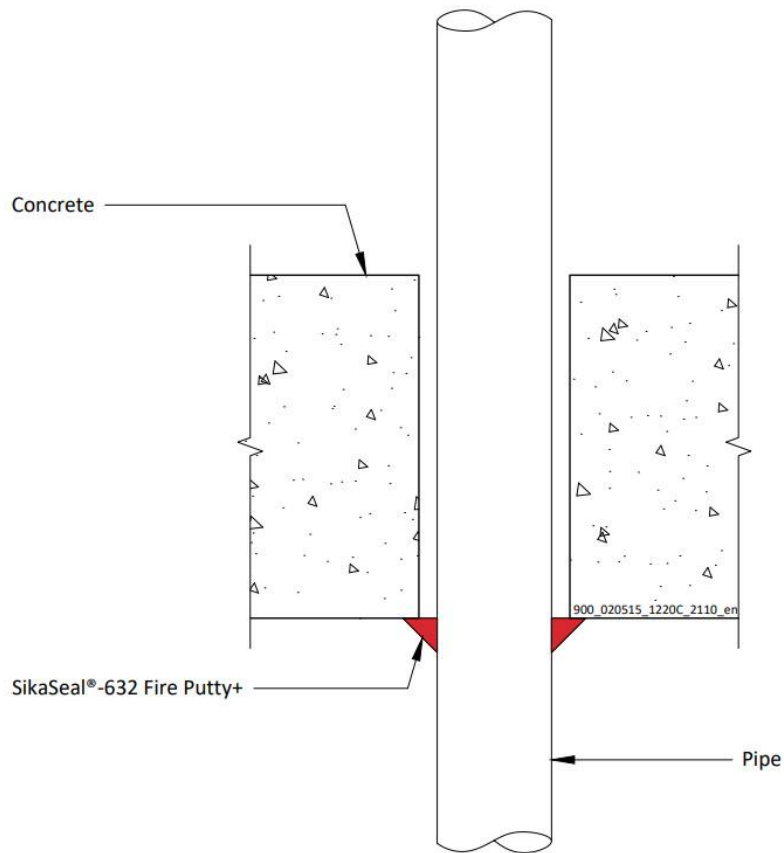
SikaSeal-632 Fire Putty+  
30816702  
2025.01, ver. 1  
1549



#### A.4.4 Single sided penetration seal with metallic pipes

**Penetration Seal:** Metallic pipes penetrating through a rigid floor construction and fitted at any position within the aperture, sealed with a 15mm diameter cord of SikaSeal-632 Fire Putty+ on the bottom face of the floor. Maximum annular space 10 mm (A1) and minimum separation between penetration seals 30 mm (A2).

Construction details:



##### A.4.4.1

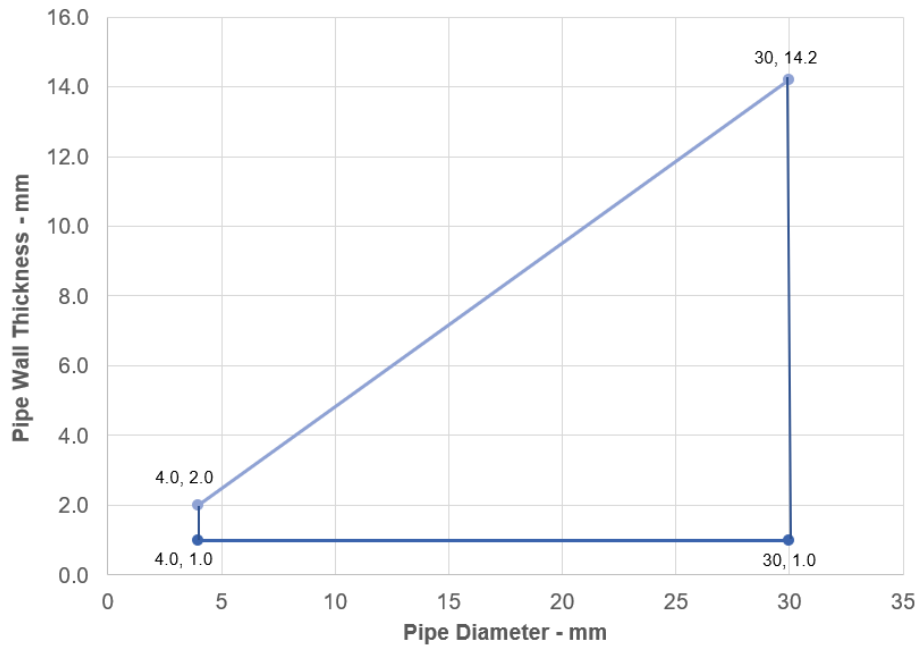
Services	Insulation	Classification
Mild or stainless steel pipe		
4 mm diameter*	None needed	EI 120 C/U
5-30 mm diameter*	None needed	E 120, EI 45 C/U
Copper or steel pipe		
6 mm diameter*	None needed	E 120, EI 90 C/C
7-12 mm diameter*	None needed	E 120, EI 30 C/C

\*See below graphs for interpolation pipe sizes

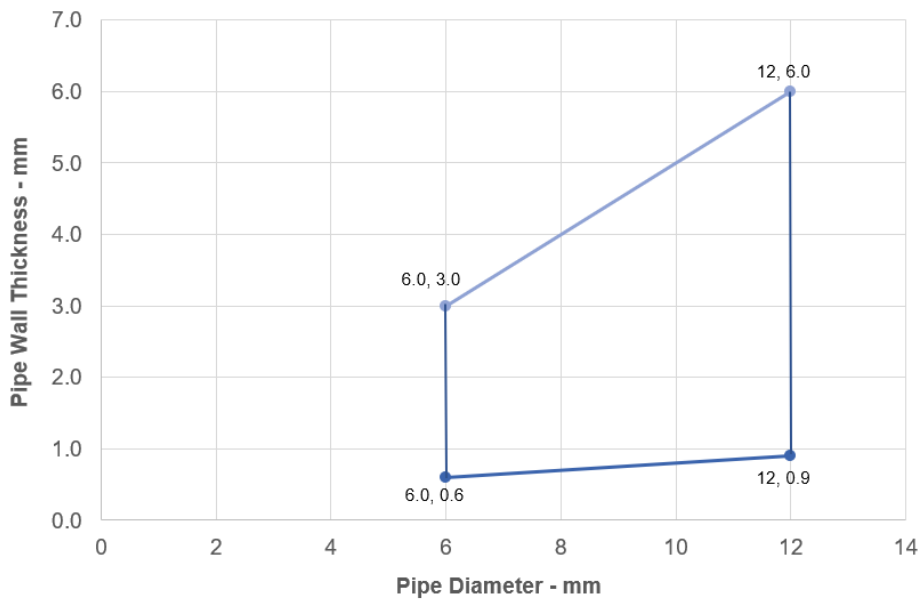
#### Declaration of Performance

SikaSeal-632 Fire Putty+  
30816702  
2025.01, ver. 1  
1549

### Steel Pipes - E 120, EI 45 C/U



### Copper Pipes - E 120, EI 30 C/C



**Declaration of Performance**  
SikaSeal-632 Fire Putty+  
30816702  
2025.01, ver. 1  
1549

58/73

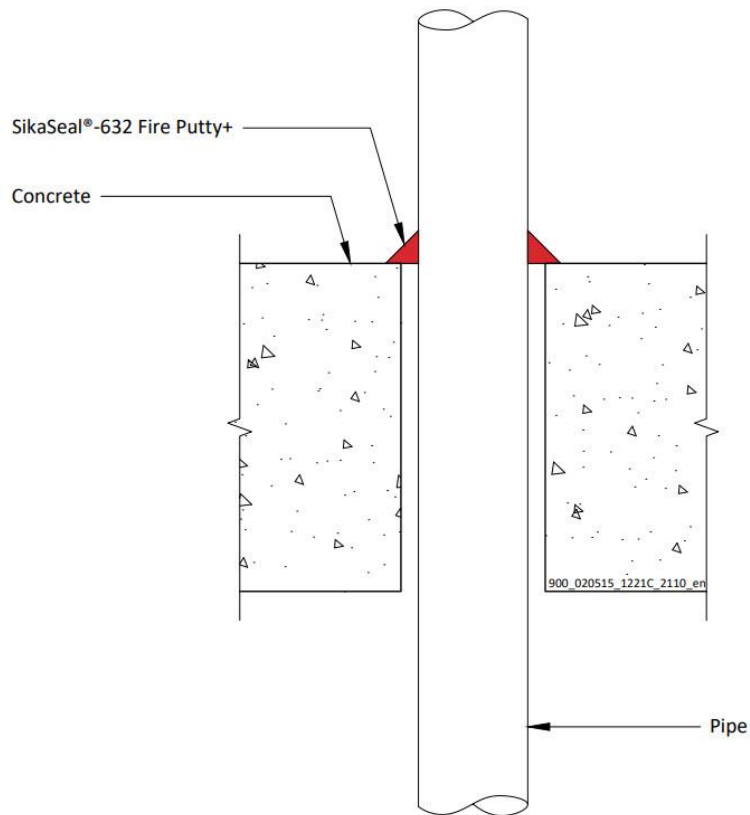
**BUILDING TRUST**



#### A.4.5 Single sided penetration seal with metallic pipes

**Penetration Seal:** Metallic pipes penetrating through a rigid floor construction and fitted at any position within the aperture, sealed with a 15mm diameter cord of SikaSeal-632 Fire Putty+ on the top face of the floor. Maximum annular space 10 mm (A1) and minimum separation between penetration seals 30 mm (A2).

Construction details:



##### A.4.5.1

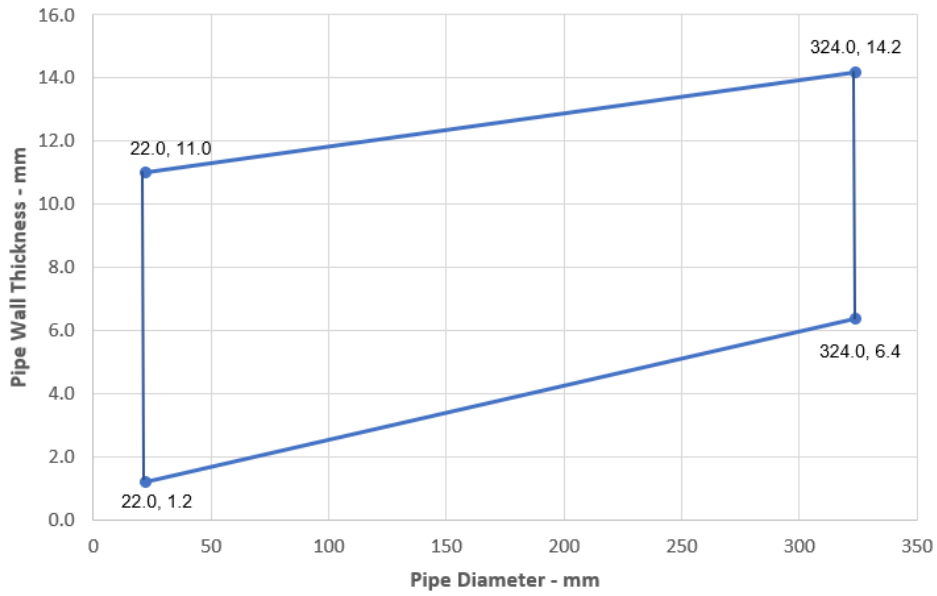
Services	Insulation	Classification
<b>Mild or stainless steel pipe</b>		
Maximum 22 mm diameter/1.2-11.0 mm wall*	None needed	EI 120 C/U
Maximum 324 mm diameter/6.35-14.2 mm wall*	None needed	E 240, EI 15 C/U
<b>Copper or steel pipe</b>		
6 mm diameter*	None needed	EI 120 C/C
7-10 mm diameter*	None needed	E 120, EI 90 C/C
Maximum 54 mm diameter/1.2-14.2 mm wall	None needed	E 120 C/C
<b>ALUPEX pipe</b>		
16-20 mm diameter*	None needed	EI 240 C/C
Maximum 75 mm diameter/4.6-14.2 mm wall	None needed	E 45, EI 30 C/C

\*See below graphs for interpolation pipe sizes

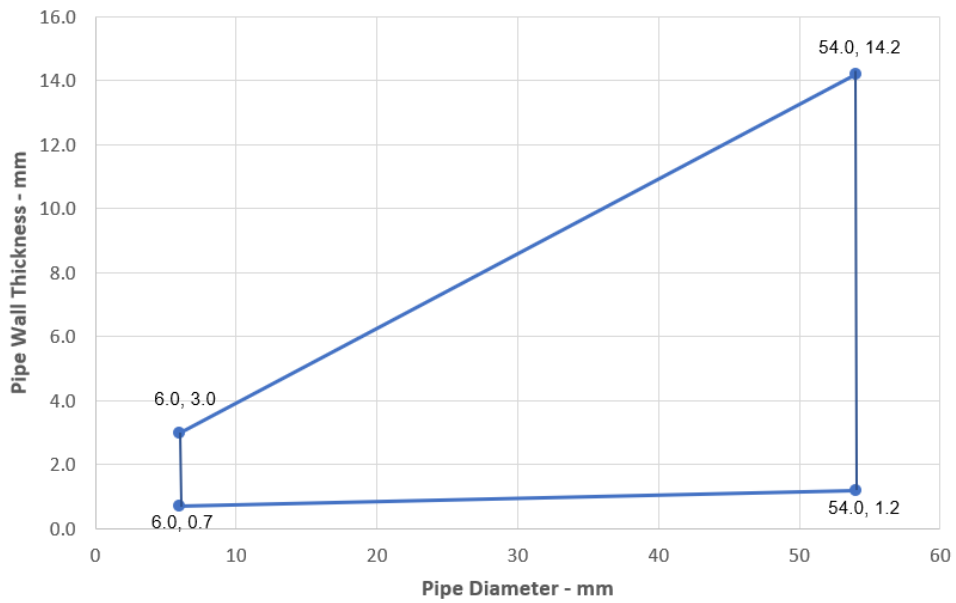
#### Declaration of Performance

SikaSeal-632 Fire Putty+  
30816702  
2025.01, ver. 1  
1549

### Mild or Stainless Steel Pipes - E 120, EI 15 C/U



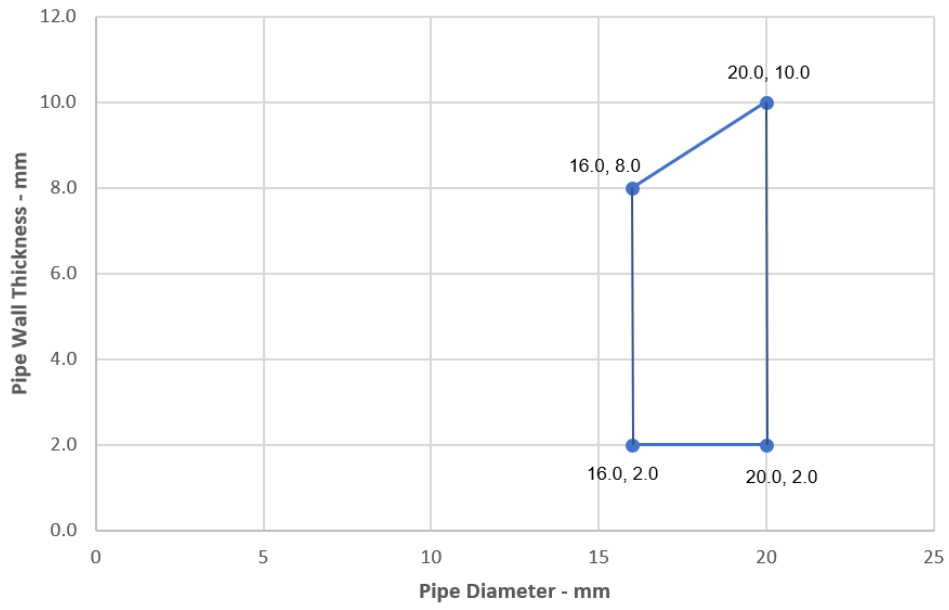
### Copper or Steel Pipes - E 120, EI 90 C/C



**Declaration of Performance**  
SikaSeal-632 Fire Putty+  
30816702  
2025.01, ver. 1  
1549



### Alupex Pipes - EI 240 C/C



#### Declaration of Performance

SikaSeal-632 Fire Putty+

30816702

2025.01, ver. 1

1549

61/73

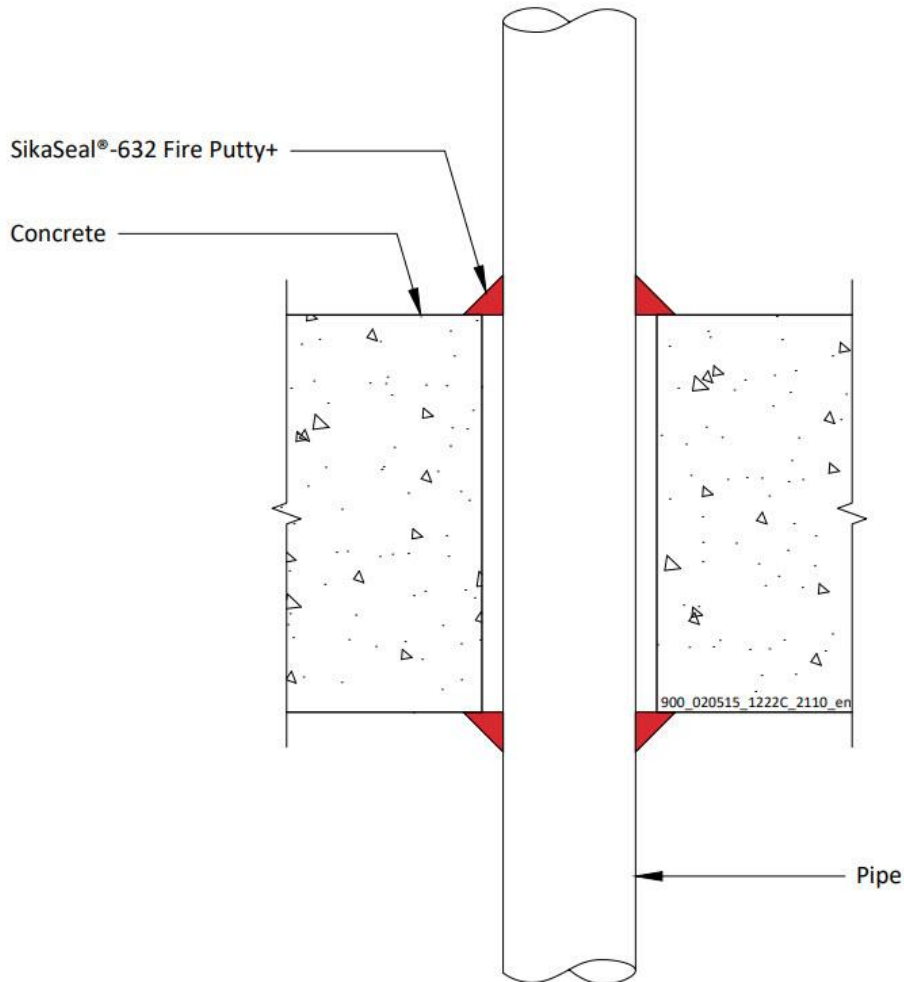
**BUILDING TRUST**



#### A.4.6 Double sided penetration seal with metallic pipes

**Penetration Seal:** Metallic pipes penetrating through a rigid floor construction and fitted at any position within the aperture, sealed with a 15mm diameter cord of SikaSeal-632 Fire Putty+ on both sides of the floor. Maximum annular space 10 mm (A1) and minimum separation between penetration seals 30 mm (A2).

Construction details:



##### A.4.6.1

Services	Insulation	Classification
Copper or steel pipe		
Maximum 10 mm diameter/0.7-14.2 mm wall	None needed	E 240, EI 180 C/C

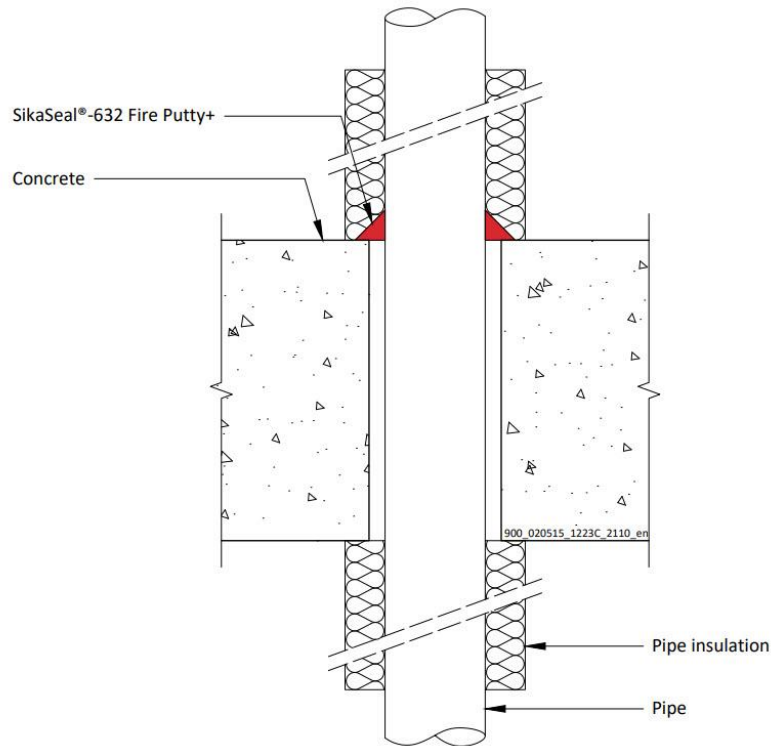
#### Declaration of Performance

SikaSeal-632 Fire Putty+  
30816702  
2025.01, ver. 1  
1549

#### A.4.7 Single sided penetration seal with insulated metallic pipes, Local Interrupted (LI)

**Penetration Seal:** Metallic pipes insulated with minimum 80 kg/m<sup>3</sup> density mineral wool insulation, Local Interrupted (LI), penetrating through a rigid floor construction, fitted at any position within the aperture, sealed with a 15 mm diameter cord of SikaSeal-632 Fire Putty+ on the top face of the floor. Maximum annular space 10 mm (A1) and minimum separation between penetration seals 30 mm (A2).

Construction details:



##### A.4.7.1 Single sided penetration seal with partially insulated metallic pipes

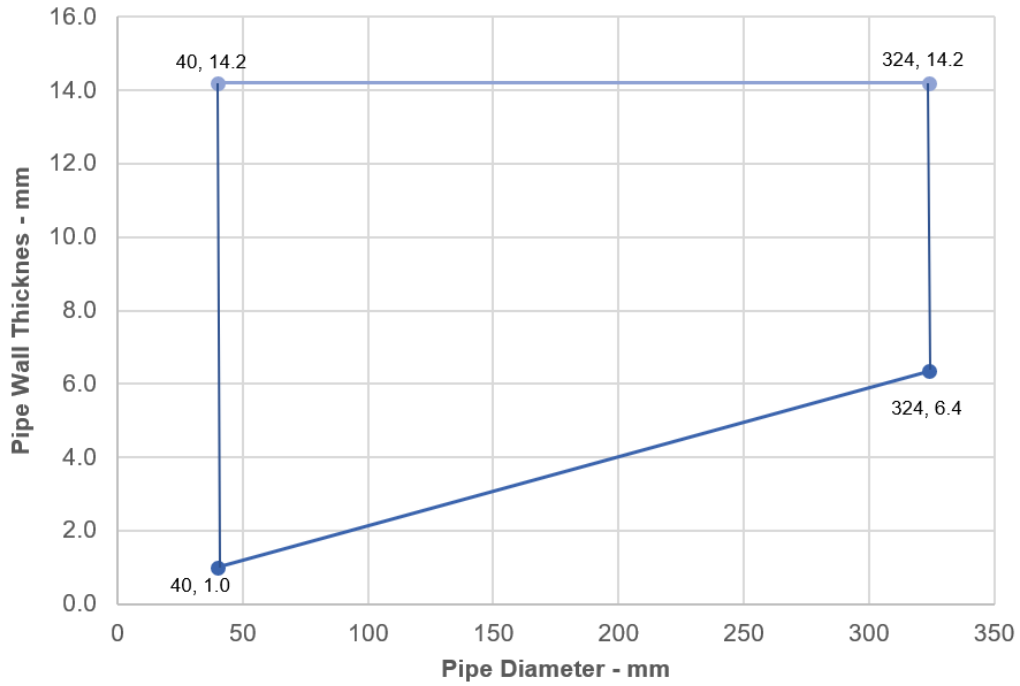
Services	Insulation	Classification
Mild or stainless steel pipe, with minimum 80 kg/m <sup>3</sup> density mineral wool insulation		
Maximum 40 mm diameter*	Minimum 20 mm thick insulation, 500 mm long butted up to each face of the floor	EI 240 C/U
41-324 mm diameter*	Minimum 30 mm thick insulation, 500 mm long butted up to each face of the floor	E 240, EI 60 C/U
ALUPEX pipe with minimum 80 kg/m <sup>3</sup> density mineral wool insulation		
Maximum 16 mm diameter/2.25-8.0 mm wall*	Minimum 20 mm thick insulation, 500 mm long butted up to each face of the floor	EI 240 C/C
Maximum 75 mm diameter/4.6-14.2 mm wall*	Minimum 30 mm thick insulation, 500 mm long butted up to each face of the floor	EI 240 C/C

\*See below graphs for interpolation pipe sizes

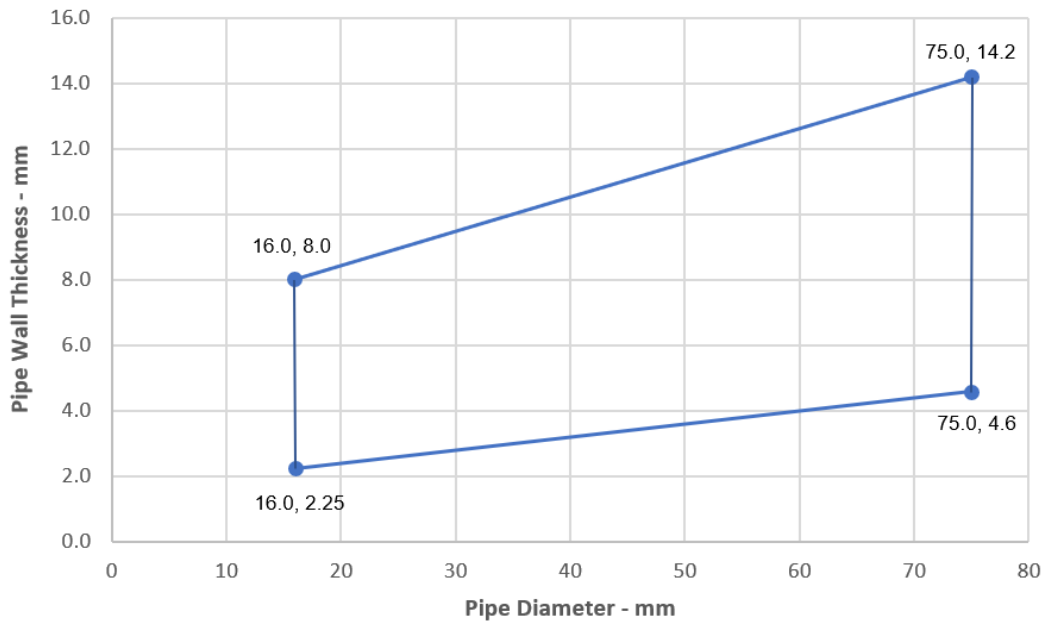
#### Declaration of Performance

SikaSeal-632 Fire Putty+  
30816702  
2025.01, ver. 1  
1549

### Steel Pipes with 30 mm Thick Insulation - E 240, EI 60, C/U



### Alupex Pipes with 30 mm Thick Pipe Insulation EI 240 C/C



**Declaration of Performance**  
 SikaSeal-632 Fire Putty+  
 30816702  
 2025.01, ver. 1  
 1549

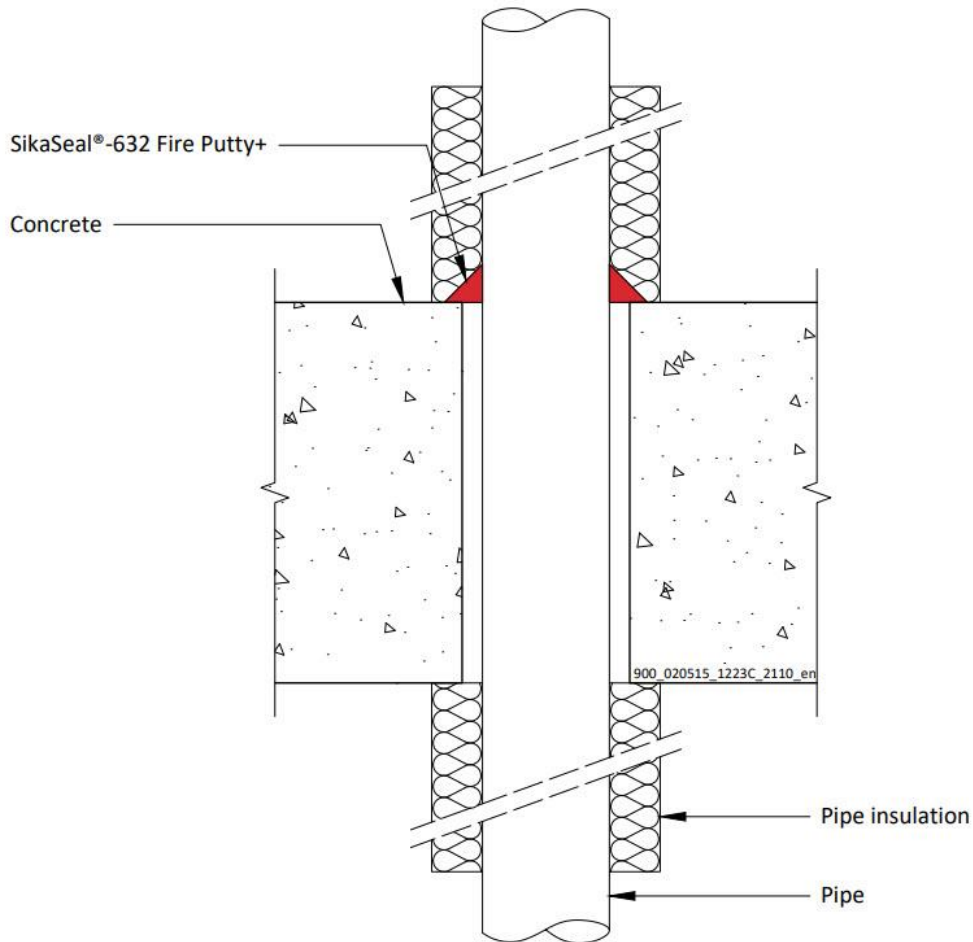




#### A.4.8 Single sided penetration seal with insulated metallic pipes, Local Interrupted (LI)

**Penetration Seal:** Metallic pipes insulated with minimum 75 kg/m<sup>3</sup> density glass or mineral wool insulation, Local Interrupted (LI), penetrating through a rigid floor construction, fitted at any position within the aperture, sealed with a 15 mm diameter cord of SikaSeal-632 Fire Putty+ on the top face of the floor. Maximum annular space 10 mm (A1) and minimum separation between penetration seals 30 mm (A2).

Construction details:



##### A.4.8.1

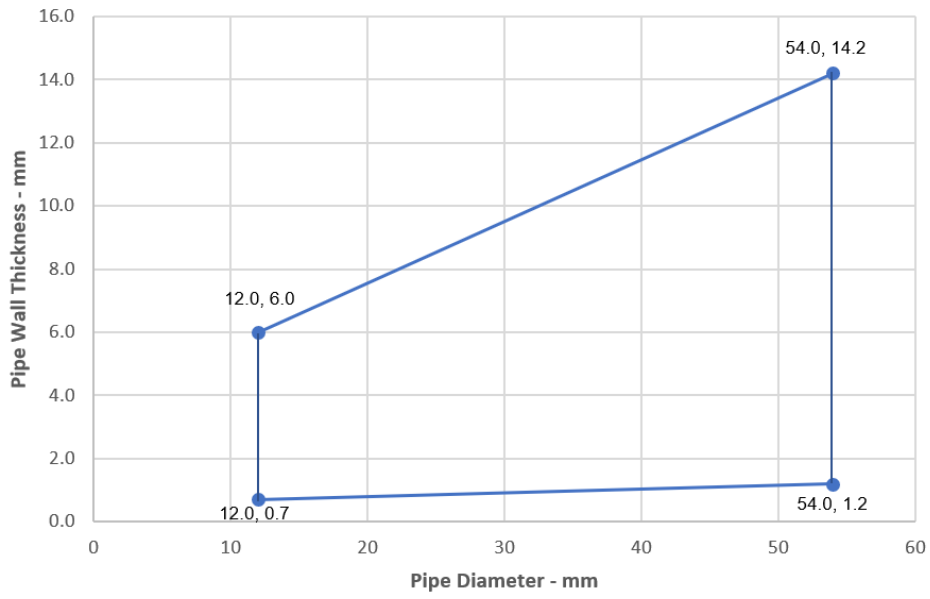
Services	Insulation	Classification
Copper or steel pipe with minimum 75 kg/m <sup>3</sup> density glass or mineral wool insulation		
Maximum 12 mm diameter/0.7-14.2 mm wall*	Minimum 20 mm thick insulation, 500 mm long butted up to each face of the floor	EI 240 C/C
Maximum 54 mm diameter/1.2-14.2 mm wall*		E 180, EI 120 C/C

\*See below graphs for interpolation pipe sizes

#### Declaration of Performance

SikaSeal-632 Fire Putty+  
30816702  
2025.01, ver. 1  
1549

### Copper or Steel Pipes - E 180, EI 120 C/C



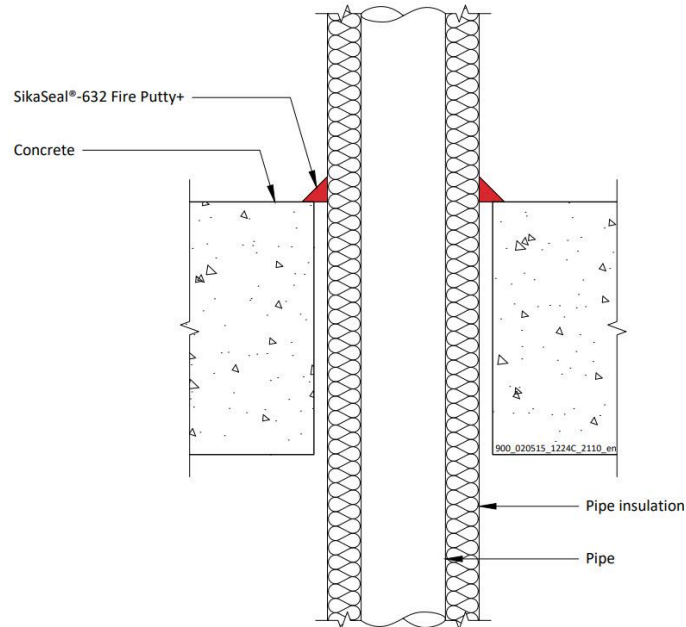
**Declaration of Performance**  
SikaSeal-632 Fire Putty+  
30816702  
2025.01, ver. 1  
1549



#### A.4.9 Single sided penetration seal with insulated metallic pipes, Continuous Sustained (CS)

**Penetration Seal:** Metallic pipes insulated with minimum 80 kg/m<sup>3</sup> density mineral wool insulation, Continuous Sustained (CS), penetrating through a rigid floor construction, fitted at any position within the aperture, sealed with a 15mm diameter cord of SikaSeal-632 Fire Putty+ on the top face of the floor. Maximum annular space 10 mm (A1) and minimum separation between penetration seals 30 mm (A2).

Construction details:



##### A.4.9.1

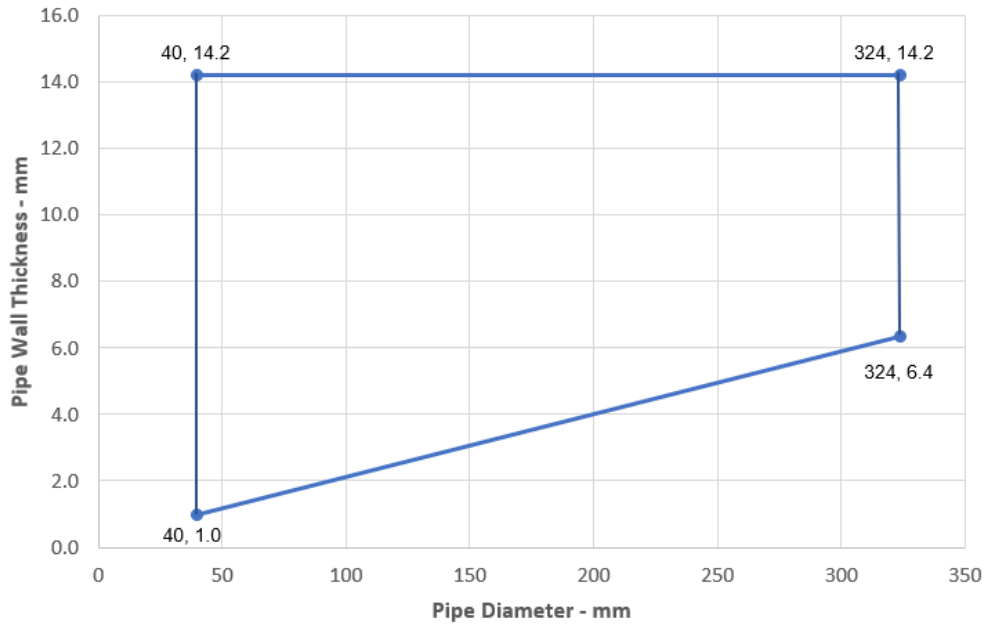
Services	Insulation	Classification
Mild or stainless steel pipe, with minimum 80 kg/m <sup>3</sup> density mineral wool insulation		
Maximum 40 mm diameter/1.0-14.2 mm wall	20 mm thick	EI 240 C/U
Maximum 324 mm diameter*	30-80mm thick	EI 240 C/U
Copper or steel pipe with minimum 80 kg/m <sup>3</sup> density mineral wool insulation		
Maximum 12 mm diameter/0.7-6.0 mm wall*	20 mm thick	EI 240 C/C
Maximum 54 mm diameter/1.2-14.2 mm wall*	30-80mm thick	EI 240 C/C
ALUPEX pipe with minimum 80 kg/m <sup>3</sup> density mineral wool insulation		
Maximum 16 mm diameter/2.25-8.0 mm wall*	20 mm thick	EI 240 C/C
Maximum 75 mm diameter/4.6-14.2 mm wall*	30-80mm thick	EI 240 C/C

\*See below graphs for interpolation pipe sizes

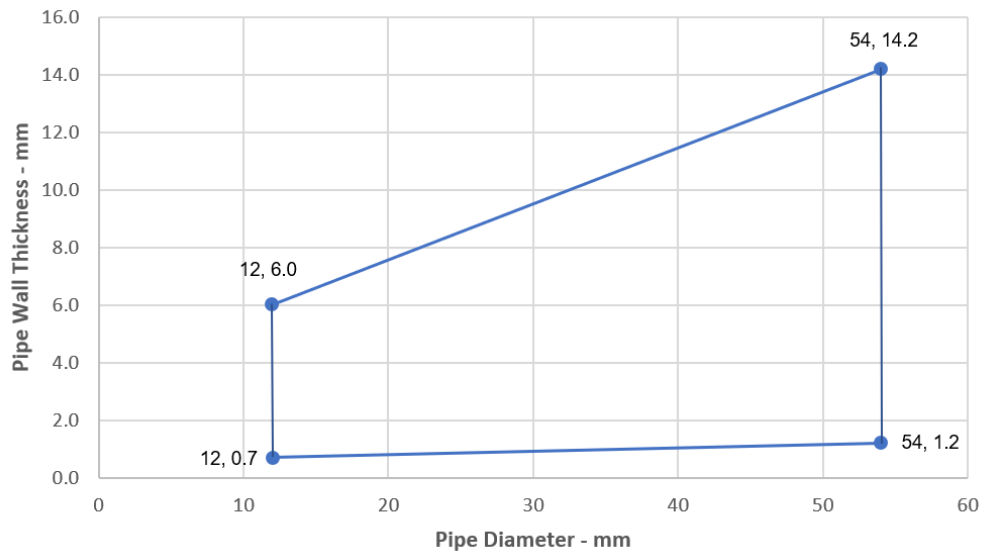
#### Declaration of Performance

SikaSeal-632 Fire Putty+  
30816702  
2025.01, ver. 1  
1549

**Steel Pipes with 30-80 mm Thick Insulation - EI 240 C/U**



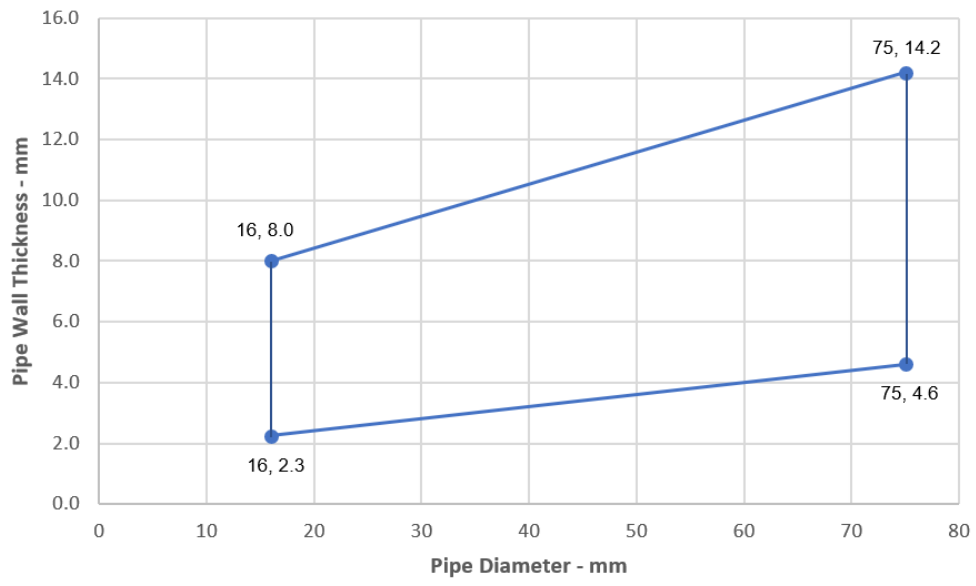
**Copper or Steel Pipes with 30-80 mm Thick Insulation  
EI 240 C/C**



**Declaration of Performance**  
 SikaSeal-632 Fire Putty+  
 30816702  
 2025.01, ver. 1  
 1549



**Alupex Pipes with 30-80 mm Thick Insulation  
EI 240 C/C**



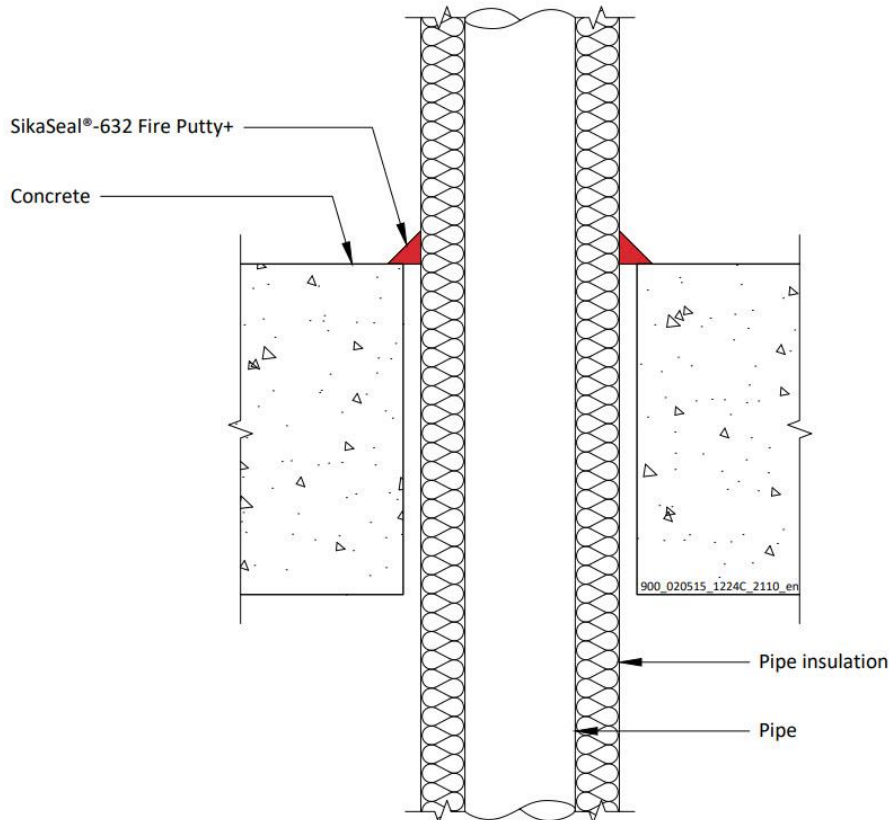
**Declaration of Performance**

SikaSeal-632 Fire Putty+  
30816702  
2025.01, ver. 1  
1549

#### A.4.10 Single sided penetration seal with insulated metallic pipes, Continuous Sustained (CS)

**Penetration Seal:** Metallic pipes insulated with minimum 75 kg/m<sup>3</sup> density glass wool insulation, Continuous Sustained (CS), penetrating through a rigid floor construction, fitted at any position within the aperture, sealed with a 15mm diameter cord of SikaSeal-632 Fire Putty+ on the top face of the floor. Maximum annular space 10 mm (A1) and minimum separation between penetration seals 30 mm (A2).

Construction details:



##### A.4.10.1

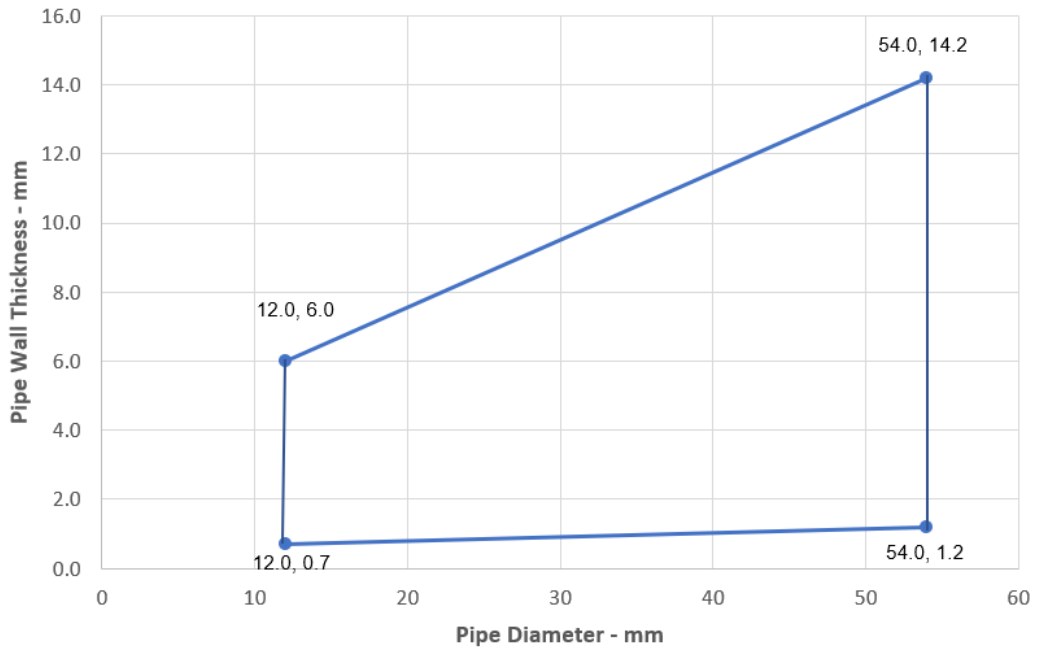
Services	Insulation	Classification
Copper or steel pipe with minimum 75 kg/m <sup>3</sup> density glass wool insulation		
Maximum 12 mm diameter/0.7-6.0 mm wall*	20 mm thick	EI 240, EI 90 C/C
Maximum 54 mm diameter/1.2-14.2 mm wall*	20-40mm thick	EI 90 C/C
ALUPEX pipe with minimum 75 kg/m <sup>3</sup> density glass wool insulation		
Maximum 16 mm diameter/2.25-8.0 mm wall*	20 mm thick	EI 120 C/C
Maximum 75 mm diameter/4.6-14.2 mm wall*	20-50mm thick	EI 120 C/C

\*See below graphs for interpolation pipe sizes

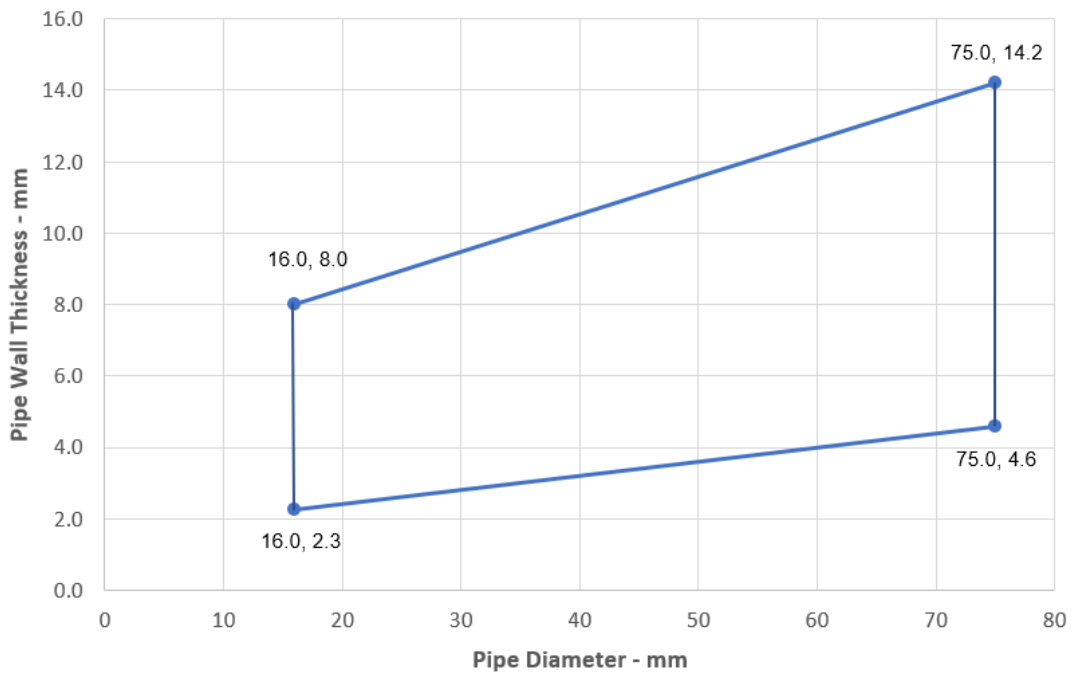
#### Declaration of Performance

SikaSeal-632 Fire Putty+  
30816702  
2025.01, ver. 1  
1549

### Copper or Steel Pipes - EI 90 C/C



### Alupex Pipes - EI 120 C/C



#### Declaration of Performance

SikaSeal-632 Fire Putty+

30816702

2025.01, ver. 1

1549

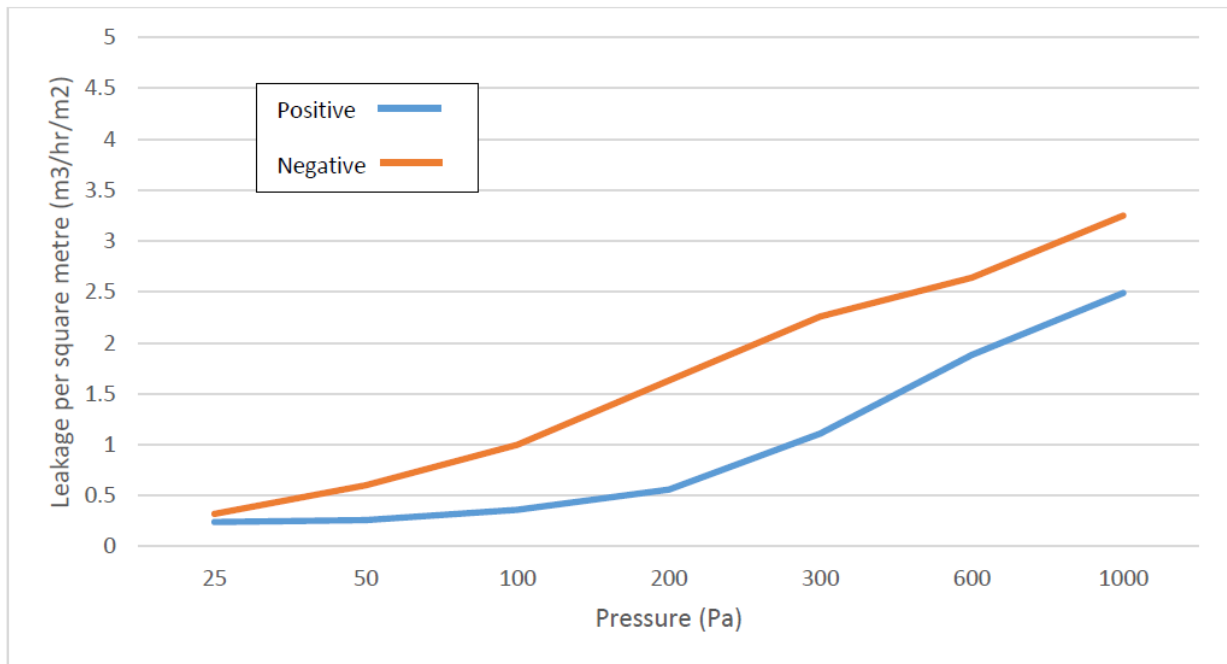
71/73

**BUILDING TRUST**



## ANNEX B – AIR PERMEABILITY – SIKASEAL-632 FIRE PUTTY+

Product tested	SikaSeal-632 Fire Putty+ Cord around 48mm electrical cable in 58mm hole		
Summary of testing procedure		Result	
	Pressure (Pa)	Leakage (m <sup>3</sup> /h)	Leakage (m <sup>3</sup> /m <sup>2</sup> /h)
Results under negative chamber pressure	25	0.32	N/A
	50	0.60	N/A
	100	1.00	N/A
	200	1.63	N/A
	300	2.26	N/A
	600	2.64	N/A
	1000	3.25	N/A
Results under positive chamber pressure	25	0.24	N/A
	50	0.26	N/A
	100	0.36	N/A
	200	0.56	N/A
	300	1.11	N/A
	600	1.88	N/A
	1000	2.49	N/A



EAD 350454-00-1104:2017
Notified Body 2531
Fire Stopping and Sealing Product: Penetration Seals


<http://dop.sika.com>

### Declaration of Performance

SikaSeal-632 Fire Putty+  
30816702  
2025.01, ver. 1  
1549



## CE MARK TO BE PLACED ON THE LABEL

 21
Sika Services AG, Zurich, Switzerland
30816702
For details see accompanying documents
EAD 350454-00-1104:2017
Notified Body 2531
Fire Stopping and Sealing Product: Penetration Seals

<http://dop.sika.com>

### EKOLOGI, HÄLSA OCH SÄKERHETSINFORMATION (REACH)

För information och råd om säker hantering, lagring och avfallshantering av kemiska produkter, ska användarna konsultera det senaste säkerhetsdatabladet (SDB) innehållande fysiska, ekologiska, toxikologiska och annan säkerhetsrelaterad information.

### LAGSTIFTNING

Informationen och i synnerhet rekommendationerna avseende applikation och slutanvändning av Sikaprodukterna lämnas i god tro baserat på Sikas nuvarande kunskap och erfarenhet av produkterna när dessa lagras, hanteras och används under normala förhållanden på ett korrekt sätt. I praktiken kan differenserna i material, underlag och den aktuella platsen variera på sådant sätt att ingen garanti vad gäller användbarhet eller lämplighet för ett visst ändamål kan lämnas. Med hänsyn härtill kan något rättsligt ansvar av vad slag det må vara varken härledas från denna information eller från någon skriftlig rekommendation eller i övrigt beträffande produkten lämnade råd. Hänsyn måste vid användningen även tas till tredje mans ägande och andra eventuella rättigheter. Alla order accepteras under förutsättningen av att Sikas aktuella försäljnings- och leveransbestämmelser är gällande. Användaren skall alltid använda sig av den senaste utgåvan av den aktuella produktens tekniska datablad, vilket kan erhållas vid förfrågan eller på hemsidan [www.sika.se](http://www.sika.se).

Sika Sverige AB  
Domnarvsgatan 15  
16353 Spånga  
Sverige  
[www.sika.se](http://www.sika.se)

#### Declaration of Performance

SikaSeal-632 Fire Putty+  
30816702  
2025.01 , ver. 1  
1549

73/73

**BUILDING TRUST**

