

Sikasil®-670 Fire

DECLARATION OF PERFORMANCE

No. 46913884

1	UNIQUE IDENTIFICATION CODE OF THE PRODUCT-TYPE:	46913884
2	INTENDED USE/S	Fire stopping and fire sealing products, linear joint and gap seals
3	MANUFACTURER:	Sika Services AG Tüffenwies 16 8064 Zürich
4	AUTHORISED REPRESENTATIVE:	
5	SYSTEM/S OF AVCP:	System 1
6b	EUROPEAN ASSESSMENT DOCUMENT:	EAD 350141-00-1106 Edition 2017 Fire stopping and Fire Sealing Products, Linear Joint and Gap Seals
	European Technical Assessment:	ETA-20/1114 of 29/12/2020
	Technical Assessment Body:	Instytut Techniki Budowlanej
	Notified body/ies:	1488, 2812

Declaration of Performance

Sikasil®-670 Fire
46913884
2021.01 , ver. 2
1213

7 DECLARED PERFORMANCE/S

7.1 Safety in case of fire (BWR 2)

Essential characteristic	Performance
Reaction to fire	Class E
Resistance to fire	Annex A

7.2 Hygiene, health and the environment (BWR 3)

No performance assessed.

7.3 Safety and accessibility in use (BWR 4)

Essential characteristic	Performance
Mechanical resistance and stability	No performance assessed
Resistance to impact / movement	No performance assessed
Adhesion	No performance assessed
Durability	Use category: Type X
Movement capability	Movement capability \leq 25%

7.4 Protection against noise (BWR 5)

No performance assessed.

7.5 Energy economy and heat retention (BWR 6)

No performance assessed.

Declaration of Performance

Sikasil®-670 Fire
46913884
2021.01, ver. 2
1213

Additional provisions

- Sikasil®-670 Fire shall be applicable only to straight parallel edge surfaces of linear joints or gaps.
- Possible orientation of the linear joint seals is presented in fig. A1 and Table A1.

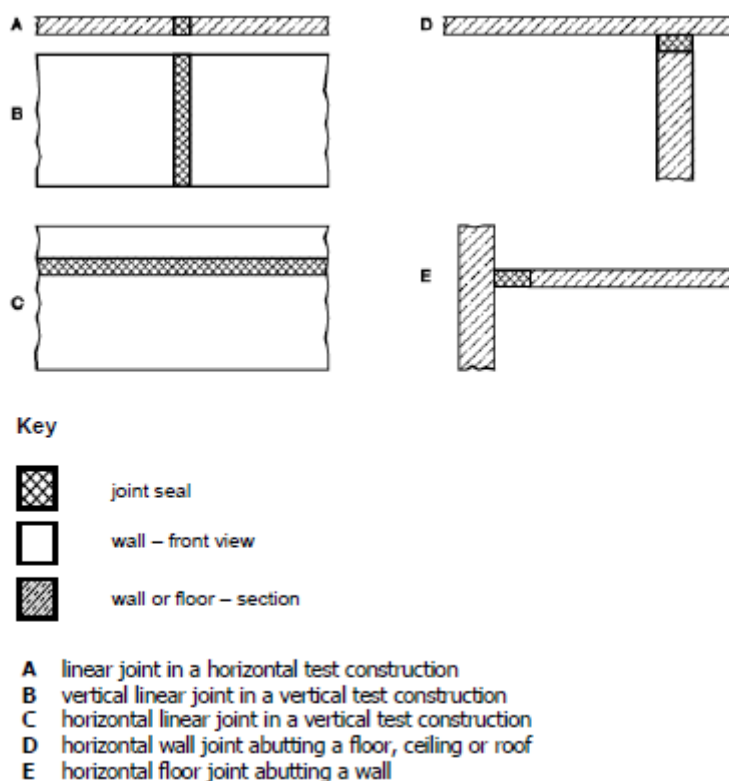


Fig. A1. Possible orientation of linear joint seals

Table A1

Seal type tested orientation	Possible orientation in accordance with fig. A1
A	A, D, E ^a
B	B
C	C, D ^b

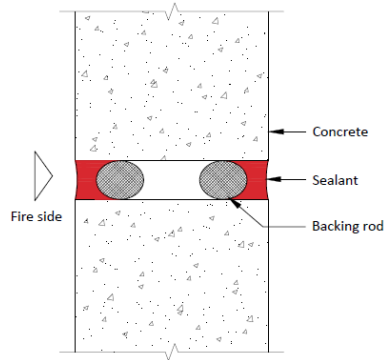
^aOrientation E will only be covered by test orientation A if shear movement was chosen and one face of the joint was fixed and the other was moved.
^bOrientation D will only be covered by test orientation C if shear movement was chosen and one face of the joint was fixed and the other was moved.

Sikasil®-670 Fire	Annex A1 of European Technical Assessment ETA-20/1114
Additional provisions	

Declaration of Performance

Sikasil®-670 Fire
 46913884
 2021.01 , ver. 2
 1213

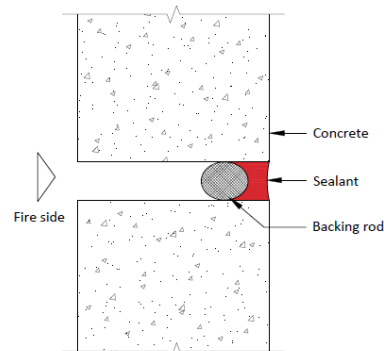
Fig. A2. Vertical linear joint seal of Sikasil®-670 Fire with PE Backing Rod in rigid wall thickness of ≥ 150 mm (Double Seal).



Resistance to fire classification of linear joint seal in rigid wall, in accordance with fig. A2 and Annex A1:

Sikasil®-670 Fire depth, mm	Substrates	Fire resistance class
width x 0.5	AAC - AAC	EI 240 - V - 25 - F - W 12-50
		EI 240 - V - X - F - W 12-50

Fig. A3. Vertical linear joint seal of Sikasil®-670 Fire with PE Backing Rod in rigid wall thickness of ≥ 150 mm (Single Seal).



Resistance to fire classification of linear joint seal in rigid wall, in accordance with fig. A3 and Annex A1:

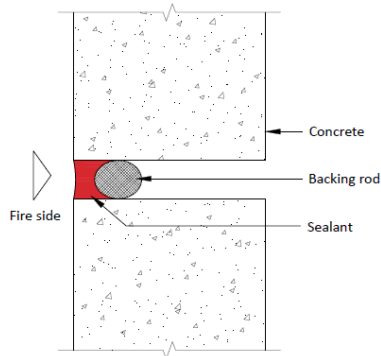
Sikasil®-670 Fire depth, mm	Substrates	Fire resistance class
15	AAC - AAC	EI 45 E 180 - V - 25 - F - W 0-30
width x 0.5		EI 30 E 240 - V - 25 - F - W 12-50
		EI 60 E 240 - V - X - F - W 12-50

Sikasil®-670 Fire	Annex A2 of European Technical Assessment ETA-20/1114
Installation details and resistance to fire classification of linear joint seals	

Declaration of Performance

Sikasil®-670 Fire
46913884
2021.01 , ver. 2
1213

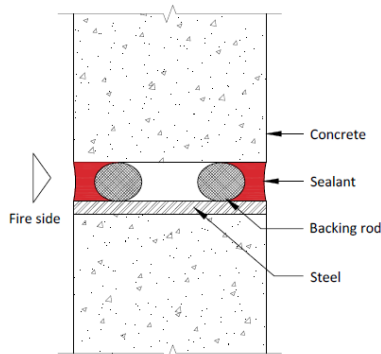
Fig. A4. Vertical linear joint seal of Sikasil®-670 Fire with PE Backing Rod in rigid wall thickness of ≥ 150 mm (Single Seal).



Resistance to fire classification of linear joint seal in rigid wall, in accordance with fig. A4 and Annex A1:

Sikasil®-670 Fire depth, mm	Substrates	Fire resistance class
15	AAC - AAC	EI 45 E 60 – V – 25 – F – W 10-30
width x 0.5		EI 45 E 60 – V – 25 – F – W 30-50
15		EI 60 E 240 – V – X – F – W 10-30
width x 0.5		EI 45 E 180 – V – X – F – W 30-50

Fig. A5. Vertical linear joint seal of Sikasil®-670 Fire with PE Backing Rod in rigid wall thickness of ≥ 150 mm (Double Seal).



Resistance to fire classification of linear joint seal in rigid wall, in accordance with fig. A5 and Annex A1:

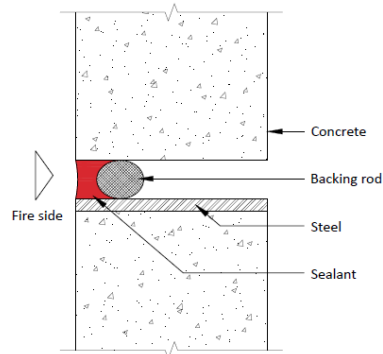
Sikasil®-670 Fire depth, mm	Substrates	Fire resistance class
width x 0.5	AAC - Steel	EI 60 E 240 – V – X – F – W 12-30
		EI 90 E 240 – V – X – F – W 30-50

Sikasil®-670 Fire	Annex A3 of European Technical Assessment ETA-20/1114
Installation details and resistance to fire classification of linear joint seals	

Declaration of Performance

Sikasil®-670 Fire
46913884
2021.01 , ver. 2
1213

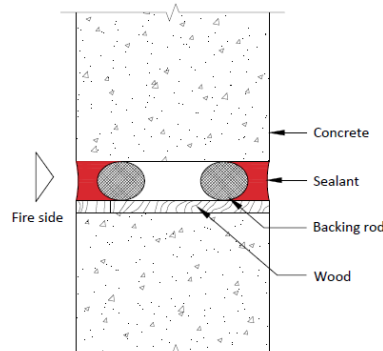
Fig. A6. Vertical linear joint seal of Sikasil®-670 Fire with PE Backing Rod in rigid wall thickness of ≥ 150 mm (Single Seal).



Resistance to fire classification of linear joint seal in rigid wall, in accordance with fig. A6 and Annex A1:

Sikasil®-670 Fire depth, mm	Substrates	Fire resistance class
width x 0.5	AAC - Steel	EI 15 E 240 – V – X – F – W 12-50

Fig. A7. Vertical linear joint seal of Sikasil®-670 Fire with PE Backing Rod in rigid wall thickness of ≥ 150 mm (Double Seal).



Resistance to fire classification of linear joint seal in rigid floor, in accordance with fig. A7 and Annex A1:

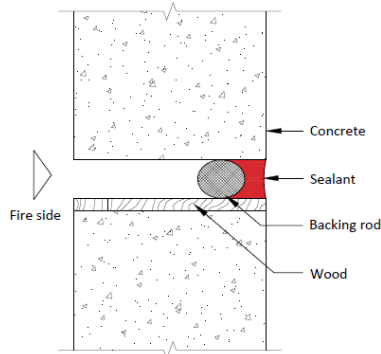
Sikasil®-670 Fire depth, mm	Substrates	Fire resistance class
width x 0.5	AAC - Softwood	EI 120 – V – X – F – W 12-50

Sikasil®-670 Fire	Annex A4 of European Technical Assessment ETA-20/1114
Installation details and resistance to fire classification of linear joint seals	

Declaration of Performance

Sikasil®-670 Fire
46913884
2021.01 , ver. 2
1213

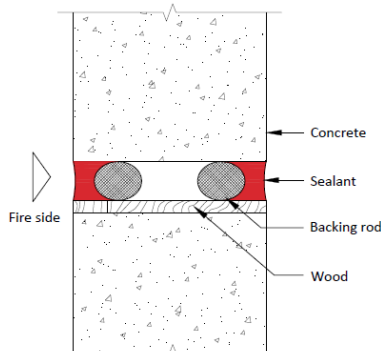
Fig. A8. Vertical linear joint seal of Sikasil®-670 Fire with PE Backing Rod in rigid wall thickness of ≥ 150 mm (Single Seal).



Resistance to fire classification of linear joint seal in rigid wall, in accordance with fig. A8 and Annex A1:

Sikasil®-670 Fire depth, mm	Substrates	Fire resistance class
width x 0.5	AAC - Softwood	EI 90 – V – X – F – W 12-50

Fig. A9. Vertical linear joint seal of Sikasil®-670 Fire with PE Backing Rod in rigid wall thickness of ≥ 150 mm (Double Seal).



Resistance to fire classification of linear joint seal in rigid wall, in accordance with fig. A9 and Annex A1:

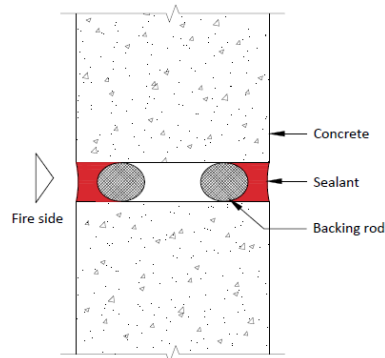
Sikasil®-670 Fire depth, mm	Substrates	Fire resistance class
width x 0.5	AAC - Hardwood	EI 180 – V – X – F – W 12-30
		EI 240 – V – X – F – W 30-50

Sikasil®-670 Fire	Annex A5 of European Technical Assessment ETA-20/1114
Installation details and resistance to fire classification of linear joint seals	

Declaration of Performance

Sikasil®-670 Fire
46913884
2021.01 , ver. 2
1213

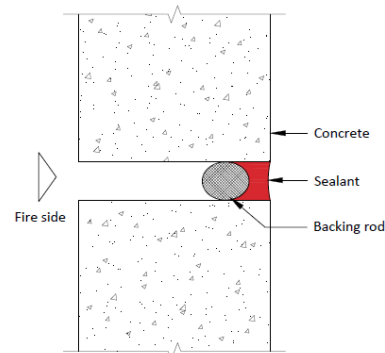
Fig. A10. Horizontal linear joint seal of Sikasil®-670 Fire with PE Backing Rod in rigid wall thickness of ≥ 150 mm (Double Seal).



Resistance to fire classification of linear joint seal in rigid wall, in accordance with fig. A10 and Annex A1:

Sikasil®-670 Fire depth, mm	Substrates	Fire resistance class
width x 0.5	AAC - AAC	EI 180 E 240 – T – 25 – F – W 12-50
		EI 240 – T – X – F – W 12-50

Fig. A11. Horizontal linear joint seal of Sikasil®-670 Fire with PE Backing Rod in rigid wall thickness of ≥ 150 mm (Single Seal).



Resistance to fire classification of linear joint seal in rigid wall, in accordance with fig. A11 and Annex A1:

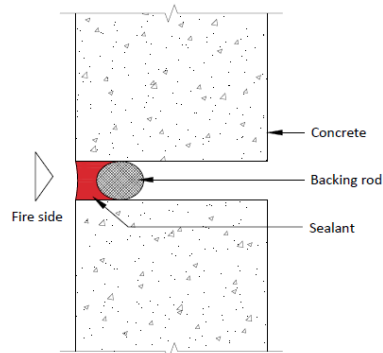
Sikasil®-670 Fire depth, mm	Substrates	Fire resistance class
width x 0.5	AAC - AAC	EI 60 E 120 – T – 25 – F – W 12-50
		EI 60 E 240 – T – X – F – W 12-50

Sikasil®-670 Fire	Annex A6 of European Technical Assessment ETA-20/1114
Installation details and resistance to fire classification of linear joint seals	

Declaration of Performance

Sikasil®-670 Fire
46913884
2021.01 , ver. 2
1213

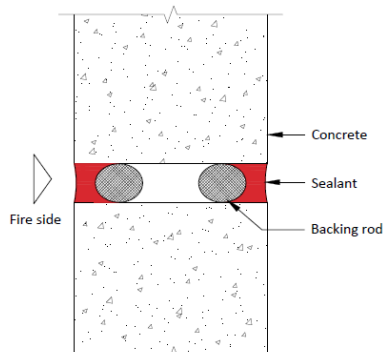
Fig. A12. Horizontal linear joint seal of Sikasil®-670 Fire with PE Backing Rod in rigid wall thickness of ≥ 150 mm (Single Seal).



Resistance to fire classification of linear joint seal in rigid wall, in accordance with fig. A12 and Annex A1:

Sikasil®-670 Fire depth, mm	Substrates	Fire resistance class
15	AAC - AAC	EI 45 E 60 – T – 25 – F – W 10-30
width x 0.5		EI 45 E 60 – T – 25 – F – W 30-50
15		EI 60 E 180 – T – X – F – W 10-30
width x 0.5		EI 60 E 90 – T – X – F – W 30-50

Fig. A13. Horizontal linear joint seal of Sikasil®-670 Fire with PE Backing Rod in rigid floor thickness of ≥ 150 mm (Double Seal).



Resistance to fire classification of linear joint seal in rigid floor, in accordance with fig. A13 and Annex A1:

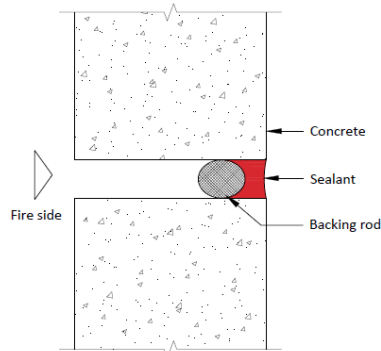
Sikasil®-670 Fire depth, mm	Substrates	Fire resistance class
width x 0.8	AAC - AAC	EI 180 E 240 – H – 25 – F – W 12-50
		EI 240 – H – X – F – W 12-50

Sikasil®-670 Fire	Annex A7 of European Technical Assessment ETA-20/1114
Installation details and resistance to fire classification of linear joint seals	

Declaration of Performance

Sikasil®-670 Fire
46913884
2021.01 , ver. 2
1213

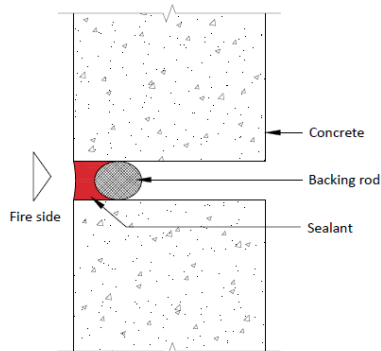
Fig. A14. Horizontal linear joint seal of Sikasil®-670 Fire with PE Backing Rod in rigid floor thickness of ≥ 150 mm (Single Seal).



Resistance to fire classification of linear joint seal in rigid floor, in accordance with fig. A14 and Annex A1:

Sikasil®-670 Fire depth, mm	Substrates	Fire resistance class
width x 0.8	AAC - AAC	EI 60 E 240 – H – 25 – F – W 12-50
width x 0.5		EI 120 E 240 – H – X – F – W 12-30
		EI 60 E 240– H – X – F – W 30-50

Fig. A15. Horizontal linear joint seal of Sikasil®-670 Fire with PE Backing Rod in rigid floor thickness of ≥ 150 mm (Single Seal).



Resistance to fire classification of linear joint seal in rigid floor, in accordance with fig. A15 and Annex A1:

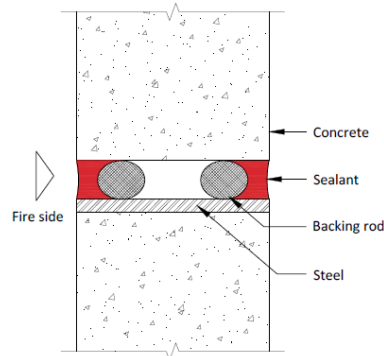
Sikasil®-670 Fire depth, mm	Substrates	Fire resistance class
width x 0.8	AAC - AAC	EI 60 E 90 – H – 25 – F – W 12-50
		EI 60 E 60 – H – X – F – W 30-50

Sikasil®-670 Fire	Annex A8 of European Technical Assessment ETA-20/1114
Installation details and resistance to fire classification of linear joint seals	

Declaration of Performance

Sikasil®-670 Fire
46913884
2021.01 , ver. 2
1213

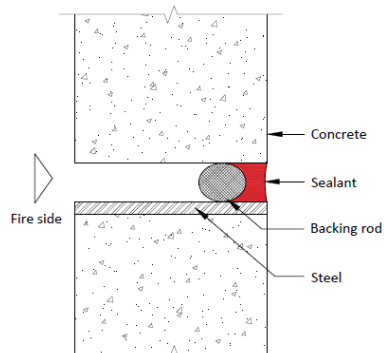
Fig. A16. Horizontal linear joint seal of Sikasil®-670 Fire with PE Backing Rod in rigid floor thickness of ≥ 150 mm (Double Seal).



Resistance to fire classification of linear joint seal in rigid floor, in accordance with fig. A16 and Annex A1:

Sikasil®-670 Fire depth, mm	Substrates	Fire resistance class
width x 0.8	AAC - Steel	EI 60 E 240 – H – X – F – W 12-50

Fig. A17. Horizontal linear joint seal of Sikasil®-670 Fire with PE Backing Rod in rigid floor thickness of ≥ 150 mm (Single Seal).



Resistance to fire classification of linear joint seal in rigid floor, in accordance with fig. A17 and Annex A1:

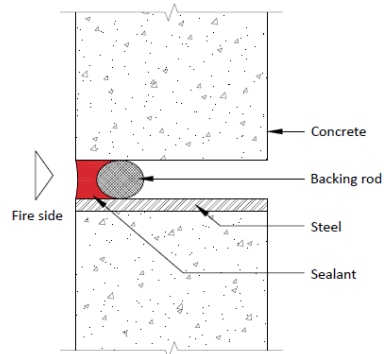
Sikasil®-670 Fire depth, mm	Substrates	Fire resistance class
width x 0.8	AAC - Steel	EI 60 E 90 – H – X – F – W 12-50

Sikasil®-670 Fire	Annex A9 of European Technical Assessment ETA-20/1114
Installation details and resistance to fire classification of linear joint seals	

Declaration of Performance

Sikasil®-670 Fire
46913884
2021.01 , ver. 2
1213

Fig. A18. Horizontal linear joint seal of Sikasil®-670 Fire with PE Backing Rod in rigid floor thickness of ≥ 150 mm (Single Seal).



Resistance to fire classification of linear joint seal in rigid floor, in accordance with fig. A18 and Annex A1:

Sikasil®-670 Fire depth, mm	Substrates	Fire resistance class
width x 0.8	AAC - Steel	EI 60 E 90 – H – X – F – W 12-50

Sikasil®-670 Fire	Annex A10 of European Technical Assessment ETA-20/1114
Installation details and resistance to fire classification of linear joint seals	

Declaration of Performance

Sikasil®-670 Fire
46913884
2021.01 , ver. 2
1213

**8 APPROPRIATE TECHNICAL DOCUMENTATION AND/OR -
SPECIFIC TECHNICAL DOCUMENTATION**

The performance of the product identified above is in conformity with the set of declared performance/s. This declaration of performance is issued, in accordance with Regulation (EU) No 305/2011, under the sole responsibility of the manufacturer identified above.

Signed for and on behalf of the manufacturer by:

Name : Tomasz Gutowski
Function: Corporate Standardization
and Approvals
At Warsaw on 25 January 2021

Name : Tatiana Ageyeva
Function: Standardization and Approvals
At Warsaw on 25 January 2021



.....

.....


End of information as required by Regulation (EU) No 305/2011

Declaration of Performance

Sikasil®-670 Fire
46913884
2021.01 , ver. 2
1213



FULL CE MARKING

 14
Sika Services AG, Zurich, Switzerland
46913884
EAD 350141-00-1106:2017
1488, 2812
Fire stopping and fire sealing products, linear joint and gap seals

7.1 Safety in case of fire (BWR 2)

Essential characteristic	Performance
Reaction to fire	Class E
Resistance to fire	Annex A

7.3 Safety and accessibility in use (BWR 4)

Essential characteristic	Performance
Durability	Use category: Type X
Movement capability	Movement capability \leq 25%

Declaration of Performance

Sikasil®-670 Fire
46913884
2021.01, ver. 2
1213

Additional provisions

- Sikasil®-670 Fire shall be applicable only to straight parallel edge surfaces of linear joints or gaps.
- Possible orientation of the linear joint seals is presented in fig. A1 and Table A1.

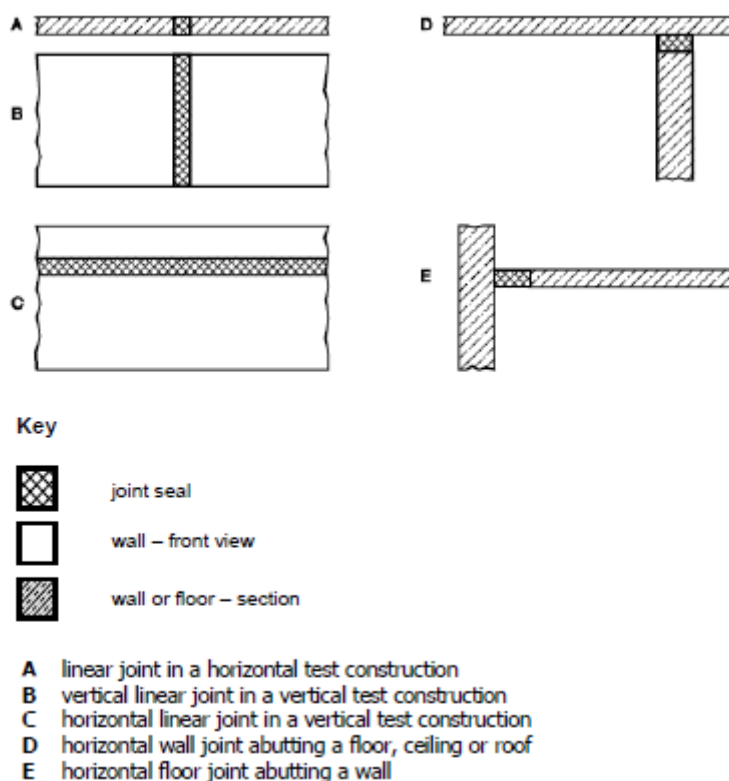


Fig. A1. Possible orientation of linear joint seals

Table A1

Seal type tested orientation	Possible orientation in accordance with fig. A1
A	A, D, E ^a
B	B
C	C, D ^b

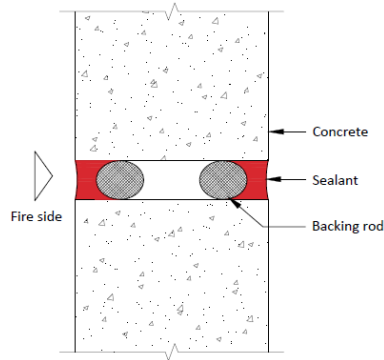
^aOrientation E will only be covered by test orientation A if shear movement was chosen and one face of the joint was fixed and the other was moved.
^bOrientation D will only be covered by test orientation C if shear movement was chosen and one face of the joint was fixed and the other was moved.

Sikasil®-670 Fire	Annex A1 of European Technical Assessment ETA-20/1114
Additional provisions	

Declaration of Performance

Sikasil®-670 Fire
 46913884
 2021.01 , ver. 2
 1213

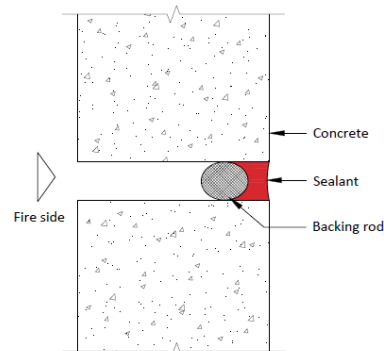
Fig. A2. Vertical linear joint seal of Sikasil®-670 Fire with PE Backing Rod in rigid wall thickness of ≥ 150 mm (Double Seal).



Resistance to fire classification of linear joint seal in rigid wall, in accordance with fig. A2 and Annex A1:

Sikasil®-670 Fire depth, mm	Substrates	Fire resistance class
width x 0.5	AAC - AAC	EI 240 - V - 25 - F - W 12-50
		EI 240 - V - X - F - W 12-50

Fig. A3. Vertical linear joint seal of Sikasil®-670 Fire with PE Backing Rod in rigid wall thickness of ≥ 150 mm (Single Seal).



Resistance to fire classification of linear joint seal in rigid wall, in accordance with fig. A3 and Annex A1:

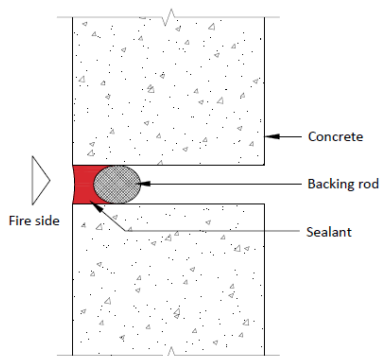
Sikasil®-670 Fire depth, mm	Substrates	Fire resistance class
15	AAC - AAC	EI 45 E 180 - V - 25 - F - W 0-30
width x 0.5		EI 30 E 240 - V - 25 - F - W 12-50
		EI 60 E 240 - V - X - F - W 12-50

Sikasil®-670 Fire	Annex A2 of European Technical Assessment ETA-20/1114
Installation details and resistance to fire classification of linear joint seals	

Declaration of Performance

Sikasil®-670 Fire
46913884
2021.01 , ver. 2
1213

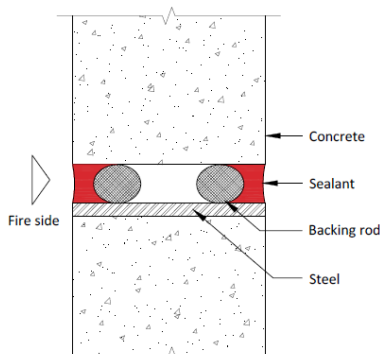
Fig. A4. Vertical linear joint seal of Sikasil®-670 Fire with PE Backing Rod in rigid wall thickness of ≥ 150 mm (Single Seal).



Resistance to fire classification of linear joint seal in rigid wall, in accordance with fig. A4 and Annex A1:

Sikasil®-670 Fire depth, mm	Substrates	Fire resistance class
15	AAC - AAC	EI 45 E 60 – V – 25 – F – W 10-30
width x 0.5		EI 45 E 60 – V – 25 – F – W 30-50
15		EI 60 E 240 – V – X – F – W 10-30
width x 0.5		EI 45 E 180 – V – X – F – W 30-50

Fig. A5. Vertical linear joint seal of Sikasil®-670 Fire with PE Backing Rod in rigid wall thickness of ≥ 150 mm (Double Seal).



Resistance to fire classification of linear joint seal in rigid wall, in accordance with fig. A5 and Annex A1:

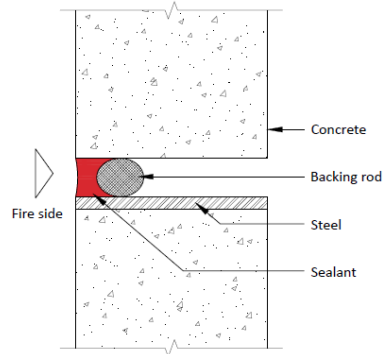
Sikasil®-670 Fire depth, mm	Substrates	Fire resistance class
width x 0.5	AAC - Steel	EI 60 E 240 – V – X – F – W 12-30
		EI 90 E 240 – V – X – F – W 30-50

Sikasil®-670 Fire	Annex A3 of European Technical Assessment ETA-20/1114
Installation details and resistance to fire classification of linear joint seals	

Declaration of Performance

Sikasil®-670 Fire
46913884
2021.01 , ver. 2
1213

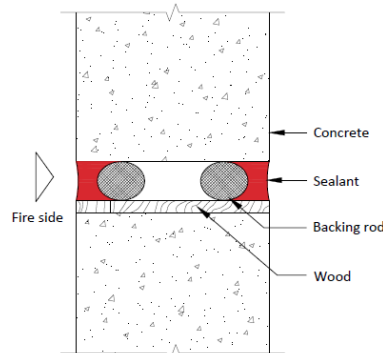
Fig. A6. Vertical linear joint seal of Sikasil®-670 Fire with PE Backing Rod in rigid wall thickness of ≥ 150 mm (Single Seal).



Resistance to fire classification of linear joint seal in rigid wall, in accordance with fig. A6 and Annex A1:

Sikasil®-670 Fire depth, mm	Substrates	Fire resistance class
width x 0.5	AAC - Steel	EI 15 E 240 – V – X – F – W 12-50

Fig. A7. Vertical linear joint seal of Sikasil®-670 Fire with PE Backing Rod in rigid wall thickness of ≥ 150 mm (Double Seal).



Resistance to fire classification of linear joint seal in rigid floor, in accordance with fig. A7 and Annex A1:

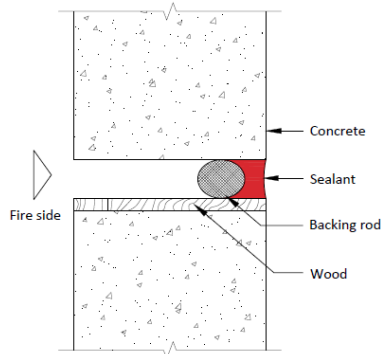
Sikasil®-670 Fire depth, mm	Substrates	Fire resistance class
width x 0.5	AAC - Softwood	EI 120 – V – X – F – W 12-50

Sikasil®-670 Fire	Annex A4 of European Technical Assessment ETA-20/1114
Installation details and resistance to fire classification of linear joint seals	

Declaration of Performance

Sikasil®-670 Fire
46913884
2021.01 , ver. 2
1213

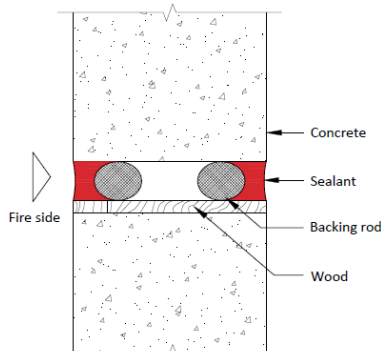
Fig. A8. Vertical linear joint seal of Sikasil®-670 Fire with PE Backing Rod in rigid wall thickness of ≥ 150 mm (Single Seal).



Resistance to fire classification of linear joint seal in rigid wall, in accordance with fig. A8 and Annex A1:

Sikasil®-670 Fire depth, mm	Substrates	Fire resistance class
width x 0.5	AAC - Softwood	EI 90 – V – X – F – W 12-50

Fig. A9. Vertical linear joint seal of Sikasil®-670 Fire with PE Backing Rod in rigid wall thickness of ≥ 150 mm (Double Seal).



Resistance to fire classification of linear joint seal in rigid wall, in accordance with fig. A9 and Annex A1:

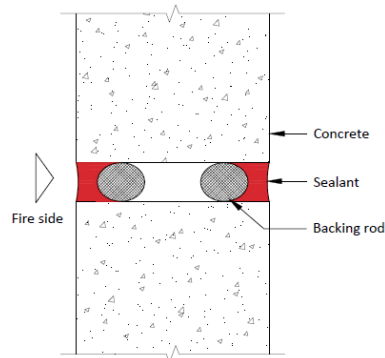
Sikasil®-670 Fire depth, mm	Substrates	Fire resistance class
width x 0.5	AAC - Hardwood	EI 180 – V – X – F – W 12-30
		EI 240 – V – X – F – W 30-50

Sikasil®-670 Fire	Annex A5 of European Technical Assessment ETA-20/1114
Installation details and resistance to fire classification of linear joint seals	

Declaration of Performance

Sikasil®-670 Fire
46913884
2021.01 , ver.2
1213

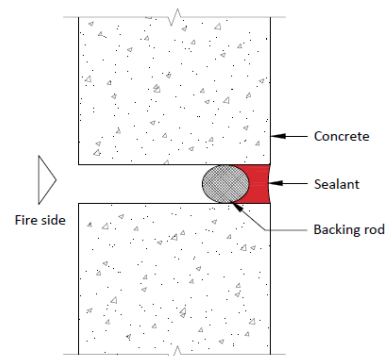
Fig. A10. Horizontal linear joint seal of Sikasil®-670 Fire with PE Backing Rod in rigid wall thickness of ≥ 150 mm (Double Seal).



Resistance to fire classification of linear joint seal in rigid wall, in accordance with fig. A10 and Annex A1:

Sikasil®-670 Fire depth, mm	Substrates	Fire resistance class
width x 0.5	AAC - AAC	EI 180 E 240 – T – 25 – F – W 12-50
		EI 240 – T – X – F – W 12-50

Fig. A11. Horizontal linear joint seal of Sikasil®-670 Fire with PE Backing Rod in rigid wall thickness of ≥ 150 mm (Single Seal).



Resistance to fire classification of linear joint seal in rigid wall, in accordance with fig. A11 and Annex A1:

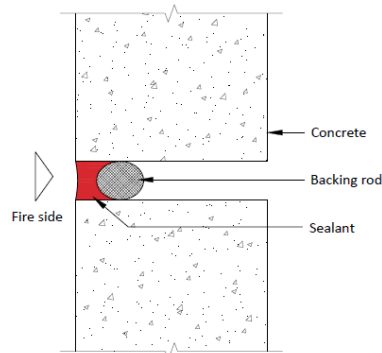
Sikasil®-670 Fire depth, mm	Substrates	Fire resistance class
width x 0.5	AAC - AAC	EI 60 E 120 – T – 25 – F – W 12-50
		EI 60 E 240 – T – X – F – W 12-50

Sikasil®-670 Fire	Annex A6 of European Technical Assessment ETA-20/1114
Installation details and resistance to fire classification of linear joint seals	

Declaration of Performance

Sikasil®-670 Fire
46913884
2021.01 , ver. 2
1213

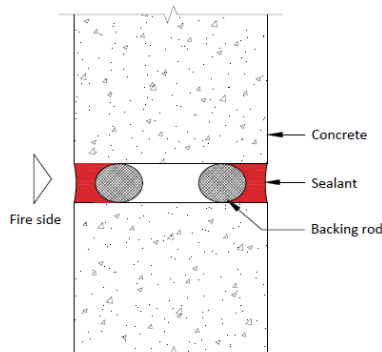
Fig. A12. Horizontal linear joint seal of Sikasil®-670 Fire with PE Backing Rod in rigid wall thickness of ≥ 150 mm (Single Seal).



Resistance to fire classification of linear joint seal in rigid wall, in accordance with fig. A12 and Annex A1:

Sikasil®-670 Fire depth, mm	Substrates	Fire resistance class
15	AAC - AAC	EI 45 E 60 – T – 25 – F – W 10-30
width x 0.5		EI 45 E 60 – T – 25 – F – W 30-50
15		EI 60 E 180 – T – X – F – W 10-30
width x 0.5		EI 60 E 90 – T – X – F – W 30-50

Fig. A13. Horizontal linear joint seal of Sikasil®-670 Fire with PE Backing Rod in rigid floor thickness of ≥ 150 mm (Double Seal).



Resistance to fire classification of linear joint seal in rigid floor, in accordance with fig. A13 and Annex A1:

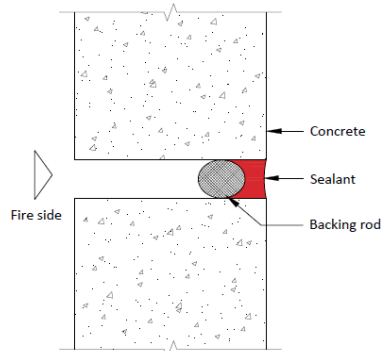
Sikasil®-670 Fire depth, mm	Substrates	Fire resistance class
width x 0.8	AAC - AAC	EI 180 E 240 – H – 25 – F – W 12-50
		EI 240 – H – X – F – W 12-50

Sikasil®-670 Fire	Annex A7 of European Technical Assessment ETA-20/1114
Installation details and resistance to fire classification of linear joint seals	

Declaration of Performance

Sikasil®-670 Fire
46913884
2021.01 , ver. 2
1213

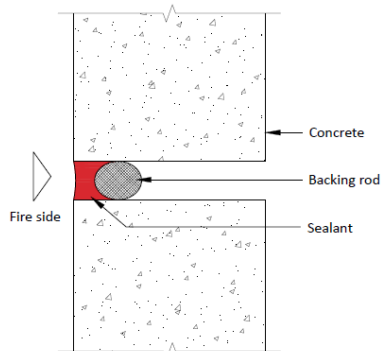
Fig. A14. Horizontal linear joint seal of Sikasil®-670 Fire with PE Backing Rod in rigid floor thickness of ≥ 150 mm (Single Seal).



Resistance to fire classification of linear joint seal in rigid floor, in accordance with fig. A14 and Annex A1:

Sikasil®-670 Fire depth, mm	Substrates	Fire resistance class
width x 0.8	AAC - AAC	EI 60 E 240 – H – 25 – F – W 12-50
width x 0.5		EI 120 E 240 – H – X – F – W 12-30
		EI 60 E 240– H – X – F – W 30-50

Fig. A15. Horizontal linear joint seal of Sikasil®-670 Fire with PE Backing Rod in rigid floor thickness of ≥ 150 mm (Single Seal).



Resistance to fire classification of linear joint seal in rigid floor, in accordance with fig. A15 and Annex A1:

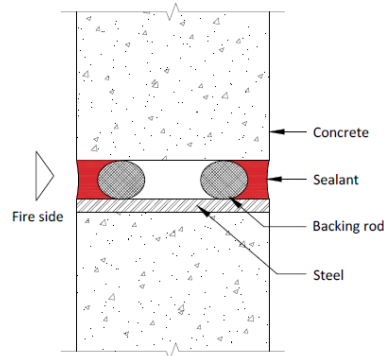
Sikasil®-670 Fire depth, mm	Substrates	Fire resistance class
width x 0.8	AAC - AAC	EI 60 E 90 – H – 25 – F – W 12-50
		EI 60 E 60 – H – X – F – W 30-50

Sikasil®-670 Fire	Annex A8 of European Technical Assessment ETA-20/1114
Installation details and resistance to fire classification of linear joint seals	

Declaration of Performance

Sikasil®-670 Fire
46913884
2021.01 , ver. 2
1213

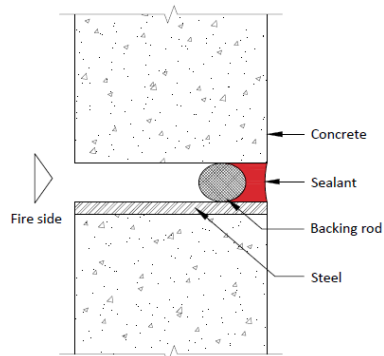
Fig. A16. Horizontal linear joint seal of Sikasil®-670 Fire with PE Backing Rod in rigid floor thickness of ≥ 150 mm (Double Seal).



Resistance to fire classification of linear joint seal in rigid floor, in accordance with fig. A16 and Annex A1:

Sikasil®-670 Fire depth, mm	Substrates	Fire resistance class
width x 0.8	AAC - Steel	EI 60 E 240 – H – X – F – W 12-50

Fig. A17. Horizontal linear joint seal of Sikasil®-670 Fire with PE Backing Rod in rigid floor thickness of ≥ 150 mm (Single Seal).



Resistance to fire classification of linear joint seal in rigid floor, in accordance with fig. A17 and Annex A1:

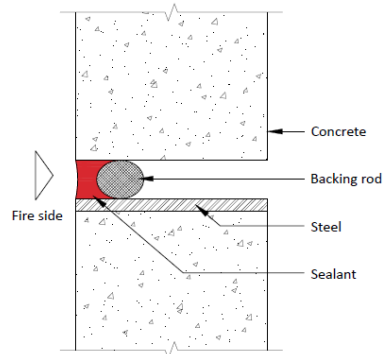
Sikasil®-670 Fire depth, mm	Substrates	Fire resistance class
width x 0.8	AAC - Steel	EI 60 E 90 – H – X – F – W 12-50

Sikasil®-670 Fire	Annex A9 of European Technical Assessment ETA-20/1114
Installation details and resistance to fire classification of linear joint seals	

Declaration of Performance

Sikasil®-670 Fire
46913884
2021.01 , ver. 2
1213

Fig. A18. Horizontal linear joint seal of Sikasil®-670 Fire with PE Backing Rod in rigid floor thickness of ≥ 150 mm (Single Seal).



Resistance to fire classification of linear joint seal in rigid floor, in accordance with fig. A18 and Annex A1:

Sikasil®-670 Fire depth, mm	Substrates	Fire resistance class
width x 0.8	AAC - Steel	EI 60 E 90 – H – X – F – W 12-50


Sikasil® -670 Fire	Annex A10 of European Technical Assessment ETA-20/1114
Installation details and resistance to fire classification of linear joint seals	

dop.sika.com

Declaration of Performance

Sikasil®-670 Fire
46913884
2021.01 , ver. 2
1213

CE MARKING TO BE PLACED ON THE LABEL

 14
Sika Services AG, Zurich, Switzerland
46913884
EAD 350141-00-1106:2017
1488, 2812
Fire stopping and fire sealing products, linear joint and gap seals
For details see accompanying documents

dop.sika.com

ECOLOGY, HEALTH AND SAFETY INFORMATION (REACH)

For information and advice on the safe handling, storage and disposal of chemical products, users shall refer to the most recent Safety Data Sheet (SDS) containing physical, ecological, toxicological and other safety related data.

LEGAL NOTE

The information, and, in particular, the recommendations relating to the application and end-use of Sika products, are given in good faith based on Sika's current knowledge and experience of the products when properly stored, handled and applied under normal conditions in accordance with Sika's recommendations. In practice, the differences in materials, substrates and actual site conditions are such that no warranty in respect of merchantability or of fitness for a particular purpose, nor any liability arising out of any legal relationship whatsoever, can be inferred either from this information, or from any written recommendations, or from any other advice offered. The user of the product must test the products suitability for the intended application and purpose. Sika reserves the right to change the properties of its products. The proprietary rights of third parties must be observed. All orders are accepted subject to our current terms of sale and delivery. Users must always refer to the most recent issue of the local Product Data Sheet for the product concerned, copies of which will be supplied on request.

Declaration of Performance

Sikasil®-670 Fire
46913884
2021.01, ver. 2
1213

25/26

BUILDING TRUST



Sika Services AG
Tüffenwies 16
8064 Zürich
Switzerland
www.sika.com

Declaration of Performance

Sikasil®-670 Fire
46913884
2021.01 , ver. 2
1213

26/26

BUILDING TRUST

