

# ENVIRONMENTAL PRODUCT DECLARATION

In accordance with ISO 14025 and EN 15804+A2 

## Sika Services AG SikaProof® A+ 08



### Owner of the declaration

Sika Services AG  
Tüffenwies 16  
8048 Zürich  
Switzerland

### Product

SikaProof® A+ 08

### Declared product / Functional unit

1 m<sup>2</sup> installed waterproofing

### This declaration is based on Product Category Rules

EN 15804:2012 + A2:2019,  
NPCR Part A:2021 ,  
NPCR 022 Part B for Roof Waterproofing ,  
EN 17388:2024

### Program operator:

EPD Global  
Majorstuen P.O. Box 5250  
N-0303 Oslo  
Norway

### Declaration number

NEPD-11110-11110-2

### Registration number

NEPD-11110-11110-2

### Issue date

12.03.2026

### Valid to

11.03.2031

### EPD Software

Emidat Platform v1.0.0

## General Information

### Product

SikaProof® A+ 08

### Program Operator

EPD Global  
Majorstuen P.O. Box 5250  
N-0303 Oslo  
Norway  
Phone: +47 23 08 80 00  
Email: post@epd-norge.no

### Declaration Number

NEPD-11110-11110-2

### This declaration is based on Product Category Rules

EN 15804:2012 + A2:2019,  
NPCR Part A:2021 ,  
NPCR 022 Part B for Roof Waterproofing ,  
EN 17388:2024

### Statements

The owner of the declaration shall be liable for the underlying information and evidence. The Norwegian EPD Foundation shall not be liable with respect to manufacturer, life cycle assessment data and evidences.

### Functional unit

1 m<sup>2</sup> installed waterproofing with a reference service life of 50 years

### General information on verification of EPD from EPD tools

Independent verification of data, other environmental information and the declaration according to ISO 14025:2010, § 8.1.3 and § 8.1.4. Verification of each EPD is made according to EPD Global's guidelines for verification and approval requiring that tools are i) integrated into the company's environmental management system, ii) the procedures for use of the EPD tool are approved by EPD Global, and iii) the process is reviewed annually by an independent third party verifier. See Appendix G of EPD Global's General Programme Instructions for further information on EPD tools.

### Verification of EPD tool

Charlotte Merlin, FORCE Technology  
(no signature required)

### Owner of the declaration

Sika Services AG

### Contact person

product.sustainability@ch.sika.com

### Phone

+41 58 436 6800

### Email

product.sustainability@ch.sika.com

### Manufacturer

Sika Services AG  
Tüffenwies 16  
8048 Zürich, Switzerland

### Place of production

Sarnen, Switzerland

### Management system

ISO 9001 , ISO 14001 , ISO 45001

### Organisation no

Sika Services AG

### Issue date

12.03.2026

### Valid to

11.03.2031

### Year of study

2024

### Comparability

EPDs of construction products may not be comparable if they do not comply with EN 15804 and are not seen in a building context. EPD data may not be comparable if the datasets used are not developed in accordance with EN 15804 and if the background systems are not based on the same database (including primary and secondary data).

### Development and verification of EPD

The declaration was created using the Emidat EPD tool v1.0, developed by Emidat GmbH. The EPD tool has been approved by EPD Global.

Developer of EPD: Elma Avdyli

Reviewer of company-specific input data and EPD:

Katherine Agapitos

### Approved



Håkon Hauan, The Norwegian EPD Foundation

## Product

### Product description

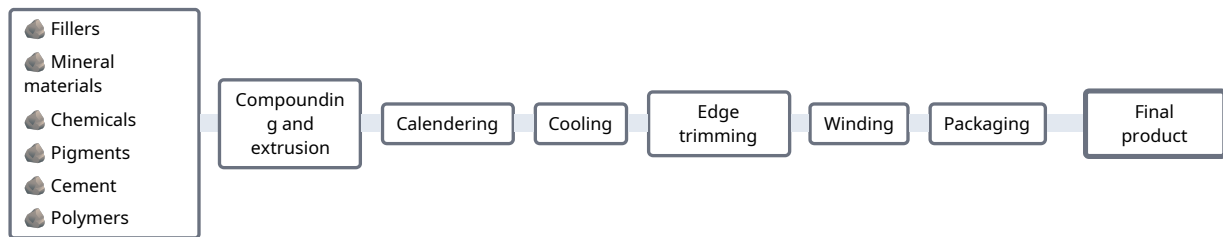
SikaProof® A+ 08 is a polyolefin (FPO) based sheet membrane for below ground waterproofing of reinforced concrete structures. The membrane can be pre or post-applied. A special hybrid bonding layer on the membrane forms a full and permanent dual bond with the concrete structure. Joints are sealed with cold-applied tapes. The total thickness is 1.35 mm with a 0.8 mm thick waterproofing layer.

### Application description

SikaProof® A+ 08 is used for:

- Damp-proofing, waterproofing and concrete protection for basements and other below-ground concrete structures.
- Precast reinforced concrete structures
- Cast-in-place reinforced concrete structures
- Existing reinforced concrete structures

### Production process



### Product specification

Name of ingredient	Share of total weight	Country of origin
Cement	2 - 10 %	Switzerland
Chemicals	0 - 2 %	Germany
Fillers	10 - 25 %	Switzerland
Mineral materials	0 - 2 %	Germany
Pigments	0 - 2 %	Various
Polymers	50 - 80 %	Germany

### Technical data

	Unit	Value
Mass	kg	1.2
Thickness	m	0.00135

### Market

Europe

### Recipients

B2B

## LCA: Calculation rules

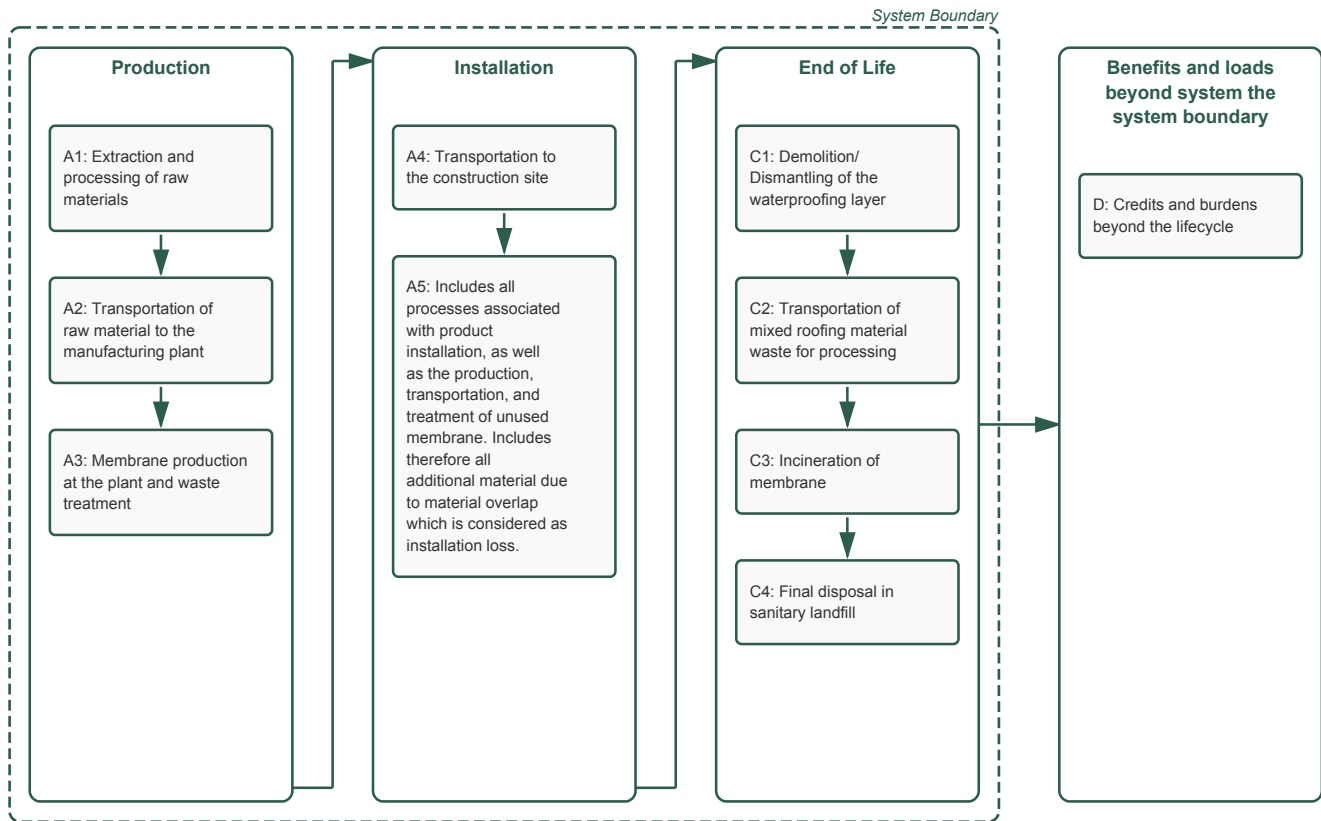
### Functional unit

1 m<sup>2</sup> installed waterproofing

### Reference service life

50 years

### System boundary



### Data quality

The foreground data are based on extensive and detailed data collection at the production site of the manufacturer, covering key processes such as raw material sourcing, formulation, and manufacturing. These foreground data are fully linked with corresponding datasets from the background database (ecoinvent 3.10) or with EN15804+A2-compliant EPDs, ensuring consistency, reliability, and maintaining alignment with the latest industry standards.

The overall data representativeness is rated as good with an overall score of 4.00/5 , in accordance with EN 15804+A2 Annex E guidance on data quality assessment, considering geographical, technical, and temporal representativeness.

The following table discloses all processes or activities assessed with very poor or poor data representativeness according to EN 15804+A2, as well as those assessed as fair that contribute more than 30 % to any core impact indicator in A1–A3:

Element	Minimal Representativeness	Source	Year
Chemicals	Very poor	ecoinvent 3.10	2023
Pigments	Very poor	ecoinvent 3.10	2023
Recycling	Very poor	ecoinvent 3.10	2023
Electricity from grid	Poor	ecoinvent 3.10	2023
Incineration	Poor	ecoinvent 3.10	2023
Manufacturing fuels	Poor	ecoinvent 3.10	2023
Polypropylene strapping bands	Poor	ecoinvent 3.10	2023
Polymers	Fair	ecoinvent 3.10	2023

### System boundaries (X=included, MND=module not declared)

	Production			Installation		Use stage							End-of-Life				Next product system
	Raw material supply	Transport	Manufacturing	Transport	Installation Process	Use	Maintenance	Repair	Replacement	Refurbishment	Operational Energy Use	Operational Water Use	Demolition	Transport	Waste Processing	Disposal	Benefits and loads beyond the system boundary
Module	A1	A2	A3	A4	A5	B1	B2	B3	B4	B5	B6	B7	C1	C2	C3	C4	D
Modules declared	x	x	x	x	x	MND	MND	MND	MND	MND	MND	MND	x	x	x	x	x
Geography				CH	Europe	Europe	MND	MND	MND	MND	MND	MND	Europe	Europe	Europe	Europe	Europe

For the geographies modeled in A1 and A2, refer to *Product specification*.

Type of EPD: Cradle to gate with options, modules A4-5, C1-C4, and D

#### Stage of Material Production and Construction

Module A1: Extraction and processing of raw materials

Module A2: Transportation of raw energy material to the manufacturing plant

Module A3: Membrane production at the plant and waste treatment

Module A4: Transportation to the construction site

Module A5: Includes all processes associated with product installation, as well as the production, transportation, and treatment of unused membrane. Includes therefore all additional material due to material overlap which is considered as installation loss.

#### Disposal Stage

Module C1: Demolition/Dismantling of the waterproofing layer

Module C2: Transportation of mixed roofing material waste for processing

Module C3: Incineration of membrane

Module C4: Final disposal in sanitary landfill

#### Credits and burdens outside the system boundaries

Module D: Credits and burdens beyond the lifecycle

#### Cut-off criteria

No cut-offs were applied.

## Allocation

Foreground inventory data (energy and fuels, ancillary materials, emissions and waste) was collected at the production-process level. Using the total output of the production process in 2024, these flows are allocated to the reference product based on mass.

## LCA: Scenarios and additional technical information

The following information describe the scenarios in the different modules of the EPD.

Transport to the building site (A4)	Value	Unit
Transported mass: Product and packaging	1.27	kg
Truck: Distance	600.00	km
Truck: Energy demand	1.58	MJ / t*km
Truck: Activity	transport, freight, lorry >32 metric ton, EURO6	-
Truck: Capacity utilization	53.30	%

Installation into the building (A5)	Value	Unit
Treatment of packaging waste	Incineration	
Treatment of packaging waste	Recycling	
Treatment of packaging waste	Reuse	
Welding method	Hot air welding	-
Layers	One layer	-
Fixation method	Self-adhered	-
Width of sheet	2.00	m
Additional material due to overlap	5.00	%
Electricity	0.01	kWh

The resource consumption in A5 depends on the welding method and the installation method, according to EN 17388.

Transport to the waste facility (C2)	Value	Unit
Mass to landfill	0.54	kg
Mass to recycling	0.12	kg
Mass to incineration	0.54	kg
Distance to incineration	50.00	km
Distance to landfill	50.00	km
Distance to recycling	50.00	km
Truck: Activity	transport, freight, lorry >32 metric ton, EURO6	-
Truck: Capacity utilization	53.30	%
Truck: Distance	50.00	km
Truck: Energy demand	1.58	MJ / t*km

Transportation distances are based on 'JRC Technical Report, Model for Life Cycle Assessment (LCA) of buildings' (2018).

Waste processing (C3)	Value	Unit
Material for incineration	0.54	kg
Material for recycling	0.12	kg
Recycling rate	10.00	%

Disposal (C4)	Value	Unit
Material for landfill	0.54	kg

Reuse, recovery and/or recycling potentials (D)	Value	Unit
Amount of secondary material that the system takes in	0	kg
Substitution of plastics	0.12	kg
Substitution of electrical energy production	2.19	MJ
Substitution of thermal energy production	4.29	MJ

Calculation of benefits and loads per EN 15804+A2.

## LCA: Results

The following results are based on the market-based electricity approach applied to the foreground system (A3). Further details on electricity data are provided in the Additional Requirements section.

### Core environmental impact indicators

Indicator	Unit	A1-A3	A4	A5	C1	C2	C3	C4	D
GWP-total	kg CO <sub>2</sub> -eq.	2.95e+00	7.90e-02	1.88e-01	0.00e+00	6.22e-03	1.31e+00	4.98e-02	-5.58e-01
GWP-fossil	kg CO <sub>2</sub> -eq.	2.93e+00	7.90e-02	1.56e-01	0.00e+00	6.21e-03	1.31e+00	4.97e-02	-5.46e-01
GWP-biogenic	kg CO <sub>2</sub> -eq.	1.19e-02	3.96e-05	3.09e-02	0.00e+00	3.12e-06	3.29e-05	2.69e-05	-1.22e-02
GWP-luluc	kg CO <sub>2</sub> -eq.	9.91e-03	2.80e-05	4.98e-04	0.00e+00	2.21e-06	6.86e-05	1.08e-06	-8.82e-05
ODP	kg CFC-11-Eq	1.03e-07	1.65e-09	5.28e-09	0.00e+00	1.29e-10	9.33e-10	1.81e-10	-1.63e-08
AP	mol H <sup>+</sup> -Eq	1.07e-02	1.87e-04	6.13e-04	0.00e+00	1.47e-05	4.22e-04	3.72e-05	-4.07e-03
EP-freshwater	kg P-Eq	6.23e-04	5.56e-06	3.74e-05	0.00e+00	4.37e-07	2.32e-05	3.73e-07	-3.63e-04
EP-marine	kg N-Eq	2.41e-03	4.89e-05	1.30e-04	0.00e+00	3.85e-06	1.93e-04	1.13e-03	-3.44e-04
EP-terrestrial	mol N-Eq	2.03e-02	5.29e-04	1.10e-03	0.00e+00	4.16e-05	1.62e-03	1.65e-04	-2.88e-03
POCP	kg NMVOC-Eq	1.36e-02	3.24e-04	7.19e-04	0.00e+00	2.55e-05	4.22e-04	7.43e-05	-1.37e-03
ADPE	kg Sb-Eq	2.34e-05	2.26e-07	1.19e-06	0.00e+00	1.78e-08	4.15e-07	1.23e-08	-5.49e-07
ADPF	MJ, net calorific value	7.75e+01	1.19e+00	4.02e+00	0.00e+00	9.33e-02	7.45e-01	1.27e-01	-1.01e+01
WDP	m <sup>3</sup> world Eq deprived	1.66e+00	5.96e-03	8.64e-02	0.00e+00	4.69e-04	9.78e-02	8.90e-04	-1.07e-01

**GWP-total:** Global Warming Potential - total, **GWP-fossil:** Global warming potential - fossil, **GWP-biogenic:** Global Warming Potential - biogenic, **GWP-luluc:** Global Warming Potential - luluc, **ODP:** Depletion potential of the stratospheric ozone layer, **AP:** Acidification potential, Accumulated Exceedance, **EP-freshwater:** Eutrophication potential - freshwater, **EP-marine:** Eutrophication potential - marine, **EP-terrestrial:** Eutrophication potential - terrestrial, **POCP:** Photochemical Ozone Creation Potential, **ADPE:** Abiotic depletion potential - non-fossil resources, **ADPF:** Abiotic depletion potential - fossil resources, **WDP:** Water (user) deprivation potential

### Additional indicators

Indicator	Unit	A1-A3	A4	A5	C1	C2	C3	C4	D
PM	disease incidence	9.19e-08	7.69e-09	5.15e-09	0.00e+00	6.05e-10	2.76e-09	8.76e-10	-6.35e-09
IRP	kBq U235-Eq	3.05e-01	1.44e-03	1.76e-02	0.00e+00	1.13e-04	1.29e-02	2.12e-04	-1.39e-01
ETP-fw	CTUe	1.76e+01	2.81e-01	9.47e-01	0.00e+00	2.21e-02	2.73e+00	1.58e-01	-1.07e+00
HTP-c	CTUh	9.81e-09	5.06e-10	5.36e-10	0.00e+00	3.98e-11	3.74e-10	3.36e-11	-8.29e-10
HTP-nc	CTUh	3.39e-08	7.82e-10	1.84e-09	0.00e+00	6.15e-11	4.30e-09	3.01e-10	-2.73e-09
SQP	dimensionless	1.02e+01	1.19e+00	5.88e-01	0.00e+00	9.38e-02	2.76e-01	3.08e-01	-4.69e-01

**PM:** Potential incidence of disease due to PM emissions, **IRP:** Potential Human exposure efficiency relative to U235, **ETP-fw:** Potential Comparative Toxic Unit for ecosystems, **HTP-c:** Potential Comparative Toxic Unit for humans - cancer effects, **HTP-nc:** Potential Comparative Toxic Unit for humans - non-cancer effects, **SQP:** Potential Soil quality index

**IRP:** This impact category deals mainly with the eventual impact of low dose ionizing radiation on human health of the nuclear fuel cycle. It does not consider effects due to possible nuclear accidents, occupational exposure nor due to radioactive waste disposal in underground facilities. Potential ionizing radiation from the soil, from radon and from some construction materials is also not measured by this indicator.

**ETP-fw, HTP-c, HTP-nc and SQP:** The results of these environmental impact indicators shall be used with care as the uncertainties on these results are high or as there is limited experienced with these indicators.

## Use of resources

Indicator	Unit	A1-A3	A4	A5	C1	C2	C3	C4	D
PERE	MJ	4.27e+00	1.88e-02	2.33e-01	0.00e+00	1.48e-03	1.35e-01	3.92e-03	-1.11e+00
PERM	MJ	2.55e-01	0.00e+00	-2.41e-01	0.00e+00	0.00e+00	-3.34e-04	0.00e+00	0.00e+00
PERT	MJ	4.53e+00	1.88e-02	-8.09e-03	0.00e+00	1.48e-03	1.35e-01	3.92e-03	-1.11e+00
PENRE	MJ	4.47e+01	1.19e+00	2.38e+00	0.00e+00	9.33e-02	7.45e-01	1.27e-01	-4.82e+00
PENRM	MJ	3.28e+01	0.00e+00	1.48e+00	0.00e+00	0.00e+00	-1.80e+01	0.00e+00	-5.25e+00
PENRT	MJ	7.75e+01	1.19e+00	3.86e+00	0.00e+00	9.33e-02	-1.72e+01	1.27e-01	-1.01e+01
SM	kg	0.00e+00	0.00e+00	0.00e+00	0.00e+00	0.00e+00	0.00e+00	0.00e+00	1.24e-01
RSF	MJ	0.00e+00	0.00e+00	0.00e+00	0.00e+00	0.00e+00	0.00e+00	0.00e+00	0.00e+00
NRSF	MJ	0.00e+00	0.00e+00	0.00e+00	0.00e+00	0.00e+00	0.00e+00	0.00e+00	0.00e+00
FW	m <sup>3</sup>	4.04e-02	1.72e-04	2.09e-03	0.00e+00	1.36e-05	1.85e-03	-2.43e-03	-2.66e-03

**PERE:** Primary energy resources - renewable: use as energy carrier , **PERM:** Primary energy resources - renewable: used as raw materials , **PERT:** Primary energy resources - renewable: total , **PENRE:** Primary energy resources - non-renewable: use as energy carrier , **PENRM:** Primary energy resources - non-renewable: used as raw materials , **PENRT:** Primary energy resources - non-renewable: total , **SM:** Use of secondary material , **RSF:** Renewable secondary fuels , **NRSF:** Non-renewable secondary fuels , **FW:** Net use of fresh water

## Waste flows

Indicator	Unit	A1-A3	A4	A5	C1	C2	C3	C4	D
HWD	kg	0.00e+00	0.00e+00	0.00e+00	0.00e+00	0.00e+00	0.00e+00	0.00e+00	0.00e+00
NHWD	kg	3.24e-02	0.00e+00	2.11e-02	0.00e+00	0.00e+00	5.40e-01	5.40e-01	0.00e+00
RWD	kg	0.00e+00	0.00e+00	0.00e+00	0.00e+00	0.00e+00	0.00e+00	0.00e+00	0.00e+00

**HWD:** Hazardous waste disposed , **NHWD:** Non hazardous waste disposed , **RWD:** Radioactive waste disposed

## Output flows

Indicator	Unit	A1-A3	A4	A5	C1	C2	C3	C4	D
CRU	kg	0.00e+00	0.00e+00	4.81e-02	0.00e+00	0.00e+00	0.00e+00	0.00e+00	0.00e+00
MFR	kg	2.16e-02	0.00e+00	4.66e-03	0.00e+00	0.00e+00	1.20e-01	0.00e+00	0.00e+00
MER	kg	0.00e+00	0.00e+00	0.00e+00	0.00e+00	0.00e+00	0.00e+00	0.00e+00	0.00e+00
EEE	MJ	3.16e-02	0.00e+00	4.06e-02	0.00e+00	0.00e+00	2.12e+00	0.00e+00	0.00e+00
EET	MJ	6.47e-02	0.00e+00	8.15e-02	0.00e+00	0.00e+00	4.14e+00	0.00e+00	0.00e+00

**CRU:** Components for re-use , **MFR:** Materials for recycling , **MER:** Materials for energy recovery , **EEE:** Exported electrical energy , **EET:** Exported thermal energy

Name	Value	Unit
Biogenic carbon content in product	1.63e-05	kg C
Biogenic carbon content in accompanying packaging	8.25e-03	kg C

## Additional requirements

### Greenhouse gas emissions from the use of electricity in the manufacturing phase

Electricity consumption in the manufacturing phase is composed from the sources below. This EPD follows the market-based approach.

Approach	Electricity	Quantity [kWh]	Emission Factor [kg CO <sub>2</sub> e/kWh]
market-based	ecoinvent: electricity production, photovoltaic, 570kWp open ground installation, multi-Si (NL)	1.98e-03	0.10
market-based	ecoinvent: electricity production, hydro, pumped storage (CH)	0.39	0.08
( location-based )	( ecoinvent: market for electricity, high voltage (CH) )	( 0.40 )	( 0.03 )
-	ecoinvent: electricity production, photovoltaic, 3kWp slanted-roof installation, single-Si, panel, mounted (CH)	0.02	0.11

Rows marked with ( ) are provided for reference and not used in the assessment.

### Dangerous substances

The product contains no hazardous substances given by the REACH Candidate List or the Norwegian Priority List.

## Additional environmental information



### Additional environmental impact indicators required in NPCR Part A for construction products

Indicator	Unit	A1-A3	A4	A5	C1	C2	C3	C4	D
GWP-IOBC	kg CO <sub>2</sub> -eq.	2.95e+00	7.90e-02	1.57e-01	0.00e+00	6.22e-03	1.31e+00	4.98e-02	-5.46e-01

**GWP-IOBC:** Global Warming Potential - Instantaneous oxidation of biogenic carbon

## Bibliography

CEN/TR 15941:2010	Sustainability of construction works - Environmental product declarations - Methodology for selection and use of generic data
EN 15804:2012+A2:2019	Sustainability of construction works - Environmental product declarations - Core rules for the product category of construction products
EN 15942:2022-04	Sustainability of construction works - Environmental product declarations - Communication format business-to-business
ISO 14025:2011-10	Environmental labels and declarations - Type III environmental declarations - Principles and procedures
ISO 14040:2021-02	Environmental management - Life cycle assessment - Principles and framework
ISO 14044:2021-02	Environmental management - Life cycle assessment - Requirements and guidelines
EF 3.1	Environmental Footprint (EF) Life Cycle Impact Assessment method - Characterisation Factors version 3.1, European Commission, Joint Research Centre (JRC)
ecoinvent 3.10	ecoinvent, Zurich, Switzerland, database version 3.10
NPCR Part A:2021	Construction products and services, Version 2.0. Issue date: 24.03.2021; validity extended to 24.03.2026.
NPCR 022:2022	Product category rules, Part B: Roof waterproofing, Version 2.0. Issue date: 31.03.2022; validity extended to 30.06.2026.
EN 17388:2024	Flexible sheets for waterproofing – Environmental product declarations – Product category rules for reinforced bitumen, plastic and rubber flexible sheets for roof waterproofing.
EN 13956:2012	Flexible sheets for waterproofing – Plastic and rubber sheets for roof waterproofing – Definitions and characteristics.
EN 544:2011	Bitumen shingles with mineral and/or synthetic reinforcements – Product specification and test methods.

 Powered by EPD-Norway	<b>Program Operator</b>	Phone +47 23 08 80 00
	EPD Global P.O. Box 5250 Majorstuen, N-0303 Oslo Norway	Email post@epd-norge.no Web www.epd-global.no
 Powered by EPD-Norway	<b>Publisher</b>	Phone +47 23 08 80 00
	EPD Global P.O. Box 5250 Majorstuen, N-0303 Oslo Norway	Email post@epd-norge.no Web www.epd-global.no
	<b>Owner of the declaration</b>	Phone +41 58 436 6800
	Sika Services AG Tüffenwies 16, 8048 Zürich Switzerland	Email product.sustainability@ch.sika.com Web <a href="https://www.sika.com/">https://www.sika.com/</a>
	<b>Author of the life cycle assessment</b>	Phone +41 58 436 6800
	Sika Services AG Tüffenwies 16, 8048 Zürich Switzerland	Email product.sustainability@ch.sika.com Web <a href="https://www.sika.com/">https://www.sika.com/</a>
	ECO Platform ECO Portal	Web <a href="http://www.eco-platform.org">www.eco-platform.org</a> Web <a href="#">ECO Portal</a>
	<b>Developer of EPD generator</b>	Phone +49 176 56 96 77 91
	Emidat GmbH Sandstraße 33, 80335 München Germany	Email epd@emidat.com Web www.emidat.com